

# Uganda - Refugee Statistics May 2019 - Adjumani

## Total Population

204,459

## Total Households

34,811



### Women and Children

87 %

177,487



### Elderly

3 %

6,804

## Total Refugees

204,342

## Total Asylum-Seekers

117



### Women

54 %

109,747



### Youth 15-24

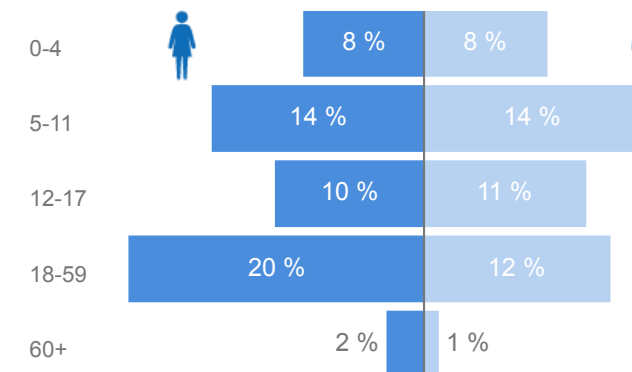
23 %

46,305

## Zones

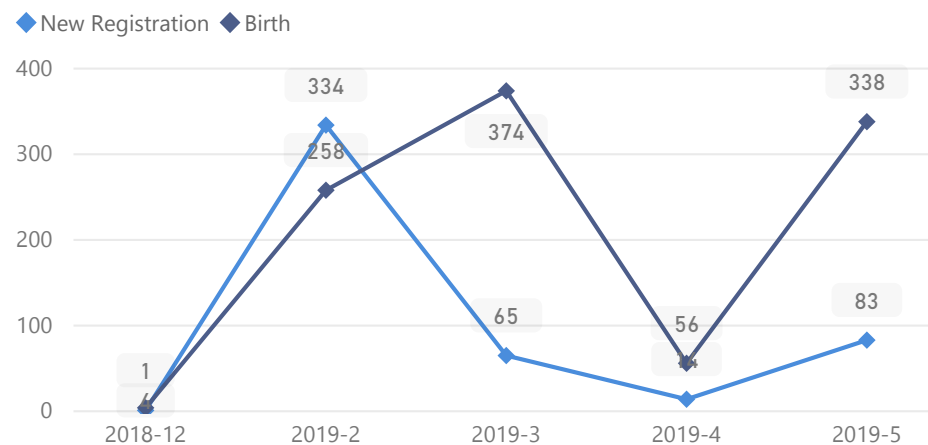
Level3	HHs	Individuals
Pagrinya	6,477	36,403
Nyumanzi	5,886	39,478
Ayilo I	3,470	23,938
Maaji II	3,191	16,132
Maaji III	3,153	14,935
Ayilo II	2,222	13,621
Agojo	1,714	6,669
Boroli I	1,700	9,827
Baratuku	1,132	6,357
Alere	1,056	6,713
Mirieyi	978	6,239
Boroli II	904	5,009
Olua I	800	5,490
Mungula I	750	4,845
Olua II	569	4,256
Mungula II	287	1,568
Oliji	225	1,407
Elema	192	945

## Age & Gender Breakdown

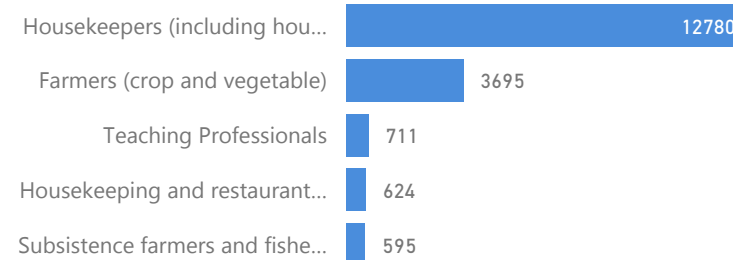


Country of Origin - Top 6	Total
South Sudan	204,256
Sudan	186
Eritrea	5
Ethiopia	4
Burundi	3
Democratic Republic of the Congo	3

## New Registration by Month



## Occupation \* - Top 5 33.1% Have occupation



\* Age is between 18 - 59 years for Occupation

## Specific Needs - Top 7

