

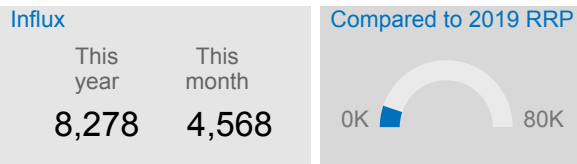


Refugee Influx Dashboard | Joint Border Monitoring

28 February 2019

Uganda Refugee Response

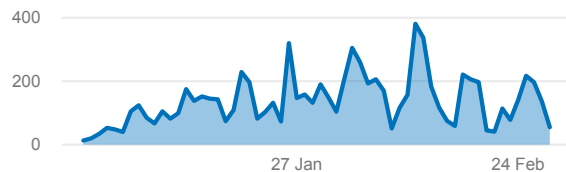
DRC situation



Daily average

| Previous month | Current month | Difference | Trend |
|----------------|---------------|------------|-------|
| 120 | 163 | 36 % | ↑ |

Influx in last 2 months

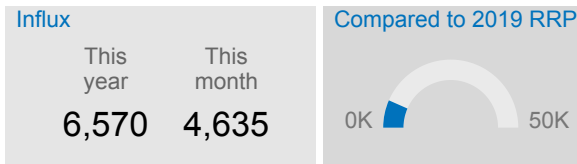


Top 4 entry points this month*

| | | | | |
|------------|-------|----------------------------------|-------|---|
| Corridor 5 | 2,184 | <div style="width: 111%;"></div> | 111 % | ↑ |
| Corridor 1 | 1,733 | <div style="width: 4%;"></div> | 4 % | ↑ |
| Corridor 2 | 538 | <div style="width: 8%;"></div> | 8 % | ↑ |
| Corridor 4 | 113 | <div style="width: -24%;"></div> | -24 % | ↓ |

* Corridor 1 (Nteko, Bunagana, Busanja), Corridor 2 (Ishasha/Kihihi, Kyeshero, Butogota, Kabingo), Corridor 4 (Ntoroko), Corridor 5 (Lake Albert)

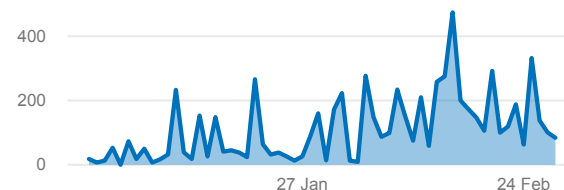
SSD situation



Daily average

| Previous month | Current month | Difference | Trend |
|----------------|---------------|------------|-------|
| 62 | 166 | 165 % | ↑ |

Influx in last 2 months

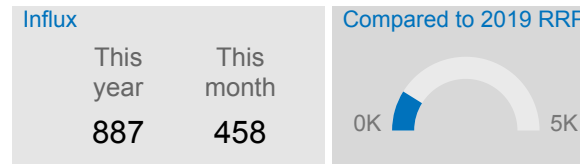


Top 4 entry points this month**

| | | | | |
|--------|-------|----------------------------------|-------|---|
| Koboko | 1,924 | <div style="width: 680%;"></div> | 680 % | ↑ |
| Amuru | 1,611 | <div style="width: 129%;"></div> | 129 % | ↑ |
| Lamwo | 1,046 | <div style="width: 35%;"></div> | 35 % | ↑ |
| Yumbe | 54 | <div style="width: 299%;"></div> | 299 % | ↑ |

** Amuru (Elegu), Lamwo (Ngomoromo, Awenolwi, Madi Opei, Waligo), Koboko (Kuluba, Oraba, Busia, Ocea), Yumbe (Gobolo, Kerwa, Keyi, Menzere)

BDI situation



Daily average

| Previous month | Current month | Difference | Trend |
|----------------|---------------|------------|-------|
| 14 | 16 | 18 % | ↑ |

Influx in last 2 months



Top 4 entry points this month***

| | | | | |
|----------|-----|----------------------------------|-------|---|
| Rakai | 593 | <div style="width: -0%;"></div> | -0 % | ↓ |
| Ntungamo | 151 | <div style="width: 124%;"></div> | 124 % | ↑ |
| Isingiro | 117 | <div style="width: 25%;"></div> | 25 % | ↑ |
| Kabale | 26 | <div style="width: 29%;"></div> | 29 % | ↑ |

*** Rakai (Mutukula), Isingiro (Kikagati), Ntungamo (Kamwezi, Mirama Hills, Kizinga, Kashenyi), Kabale (Katuna)