



Key figures

42
Partners

10,611
Activities

36
Locations

Partner breakdown

22
International partners

18
National partners

2
UN

Activity breakdown

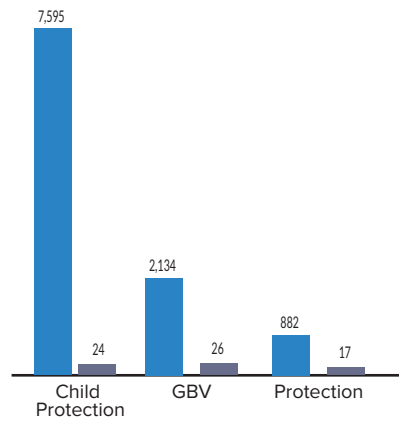
9,692
Ongoing activities

323
Planned activities
(with secured funding)

596
Completed activities

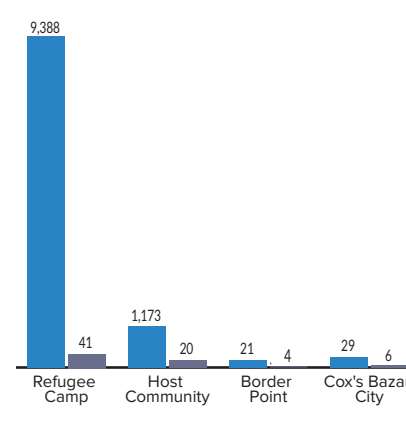
of activities and partners per sub-sector

■ # of activities ■ # of partners

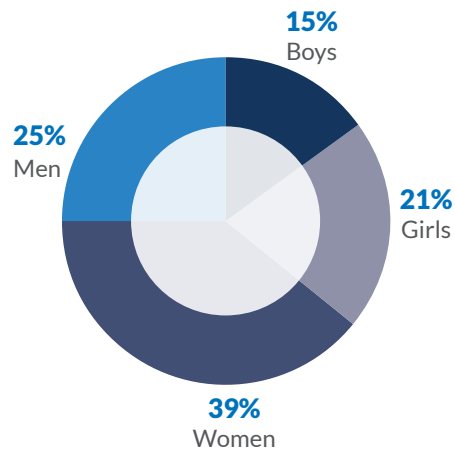


of activities and partners per site

■ # of activities ■ # of partners



Age of beneficiaries



Breakdown of beneficiaries per sub-sector

■ Adults ■ Children

