

Total Active Registered Syrians **660,260**



Urban

537,022

81.3%



Camps

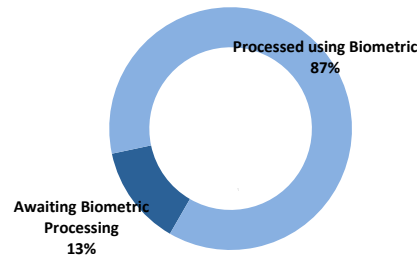
123,238

18.7%

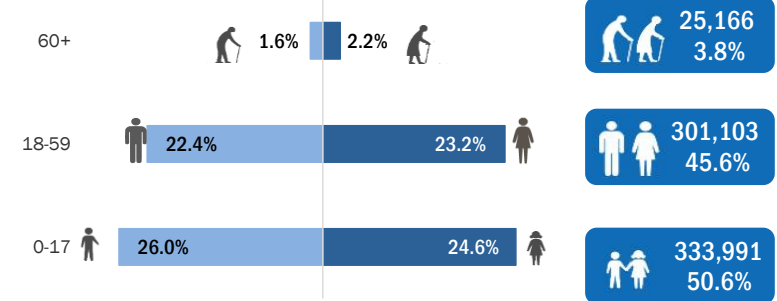
Standard Age and Gender

Age	0-4	5-11	12-17	18-35	36-59	60+	Total	%
Female	50,263	68,322	43,869	95,288	58,048	14,703	330,493	50.1%
Male	53,439	71,945	46,153	95,340	52,427	10,463	329,767	49.9%
Total	103,702	140,267	90,022	190,628	110,475	25,166	660,260	100%
	15.7%	21.2%	13.6%	28.9%	16.7%	3.8%		

Biometric Statistics (IRIS)



Age-Gender Breakdown



Place of Origin	Count	%
Tartous	362	0.1%
Rural Damascus	75,141	11.4%
Quneitra	2,795	0.4%
Other	5,807	0.9%
Lattakia	1,375	0.2%
Idleb	12,018	1.8%
Homs	106,073	16.1%
Hama	36,985	5.6%
Deir-ez-zor	7,440	1.1%
Dar'a	266,120	40.3%
Damascus	47,056	7.1%
As-sweida	1,630	0.2%
Ar-raqqa	18,112	2.7%
Al-hasakeh	5,526	0.8%
Aleppo	73,820	11.2%

Specific Needs	Count	%
Serious medical condition	56,317	8.5%
Specific legal and physical protection needs	32,177	4.9%
Child at risk	31,419	4.8%
Disability	22,820	3.5%
Single parent	18,307	2.8%
Woman at risk	13,858	2.1%
Older person at risk	6,027	0.9%
Unaccompanied or separated child	2,504	0.4%
Total	183,429	27.8%

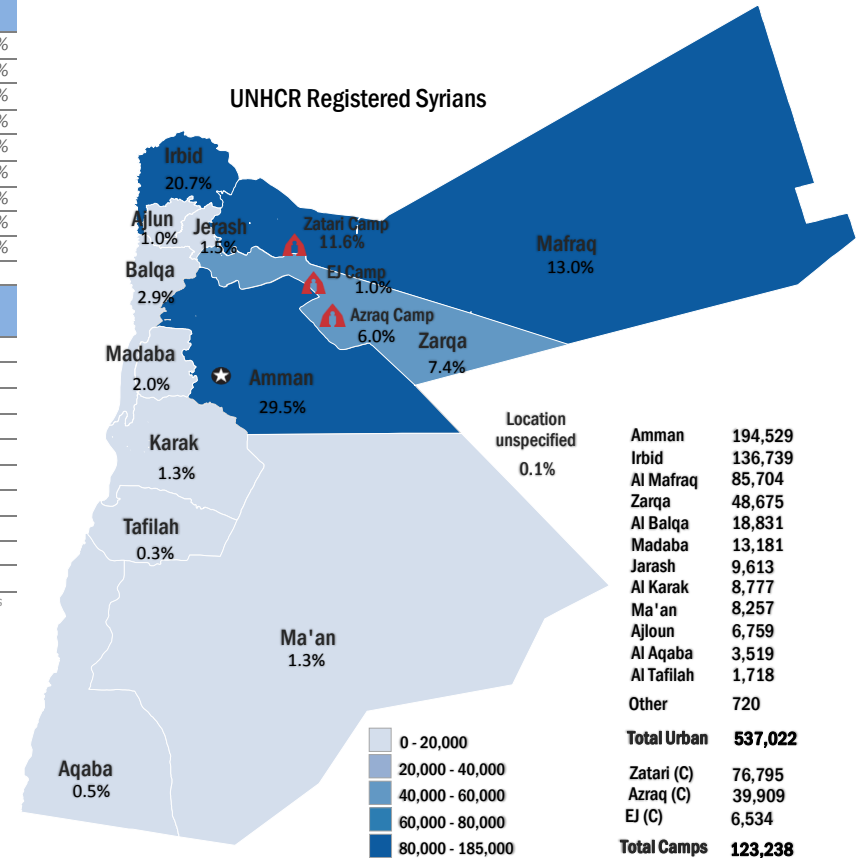
* An individual can have more than one specific need

Registration Trend	Count	%
2011	2,361	0.2%
2012	130,210	12.1%
2013	667,492	62.2%
2014	121,368	11.3%
2015	41,029	3.8%
2016	53,623	5.0%
2017	28,681	2.7%
2018	27,564	2.6%
2019	12,785	1.2%

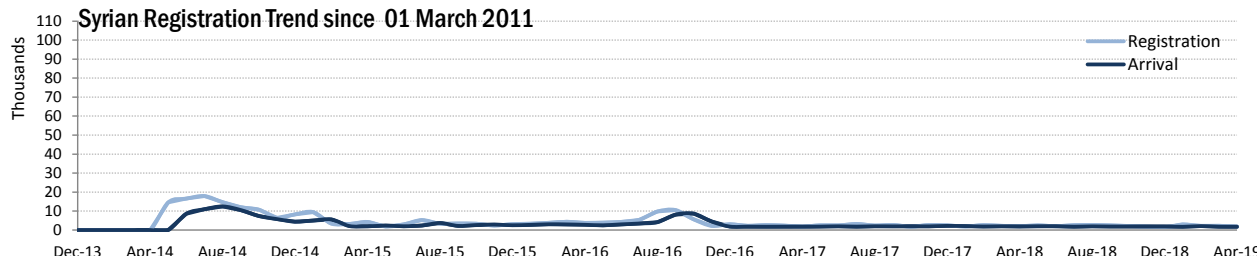
Arrivals	Count	%
Pre-2011	10,816	1.6%
2011	21,789	3.3%
2012	154,270	23.4%
2013	258,558	39.2%
2014	61,254	9.3%
2015	14,198	2.2%
2016	24,614	3.7%
2017	2,842	0.4%
2018	2,372	0.4%
2019	639	0.1%

* The new arrivals excludes newborn babies who will be represented under the

UNHCR Registered Syrians



* Coloured map only reflects refugees living outside camps.



Interagency Portal: <http://data.unhcr.org/Syrianrefugees>

UNHCR on the web: <http://www.unhcr.org> ; <http://www.unhcr.org>

UNHCR on Social network: <http://www.facebook.com/UNHCRJordan> ; <http://twitter.com/ZaatariCamp>