

# COLLECTIVE EVICTIONS AND EVICTION NOTICES

ActivityInfo report covering April - June 2019



**UNHCR**  
The UN Refugee Agency

COLLECTIVE?	Yes	<--- Select 'yes' to only display collective evictions
YEAR	2019	<--- Use this filter ( * means ALL)
QUARTER	Q2	<--- Use this filter ( * means ALL)

## KEY FIGURES

No. of new eviction notices during reporting period	<b>52</b>	(based on new eviction notices issued during reporting period)
No. of actual evictions during reporting period	<b>35</b>	(based on actual evictions enacted during reporting period)
Individuals affected by new eviction notices	<b>3,892</b>	(based on new eviction notices issued during reporting period)
Individuals affected by actual evictions	<b>1,444</b>	(based on actual evictions enacted during reporting period)
Individuals remaining at risk of eviction	<b>6,563</b>	(based on eviction notices issued during preceding 12 months (1 July 2018 - 30 June 2019))
Families affected by new eviction notices	<b>918</b>	(based on new eviction notices issued during reporting period)
Families affected by actual evictions	<b>384</b>	(based on actual evictions enacted during reporting period)
Shelter units affected by new eviction notices	<b>722</b>	(based on new eviction notices issued during reporting period)
Shelter units affected by actual evictions	<b>262</b>	(based on actual evictions enacted during reporting period)

## Alleged reason of new eviction notices issued during reporting period

N.B. Some eviction notices have multiple alleged reasons; hence, the sum total of the breakdowns below is more than 100%.

### Authorities

Authority's order based on security reasons	7.7%
Authority's order based on environmental reasons	48.1%
Municipal Development Plan	0.0%
MolM Directive	0.0%
Not abiding by municipality curfew	0.0%
Presence of illegal and/or hard structures	9.6%

### Landlord/owner

Tension with landlord	7.7%
Non-compliance with landlord's exploitative conditions	0.0%
Owner reappropriating property for alternative/personal use	9.6%
Other breach of contract by landlord(s)	0.0%

### Host community

Tension with host community	19.2%
Complaints from neighbours	11.5%
Not abiding by political group's curfew	0.0%
Syrian refugee committed a crime in area	7.7%

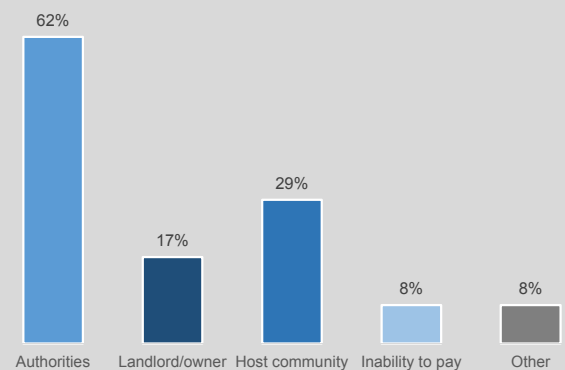
### Inability to pay

Inability to pay rent	7.7%
Inability to pay for regularization of residency	0.0%
Inability to pay unlawful taxes	0.0%

### Other

Contract expired	1.9%
Other breach of contract by tenant(s)	0.0%
Discrimination (nationality/religion)	1.9%
Structural reasons related to safety	1.9%
Lack of legal residency and/or requirement for sponsorship	1.9%
Unknown	0.0%

Alleged reason of new eviction notices issued during reporting period linked to:



N.B. An eviction notice can be related to reasons falling into more than one category (e.g. both Authorities and Landlord).

## Alleged reason of actual evictions occurred during reporting period

N.B. Some evictions have multiple alleged reasons; hence, the sum total of the breakdowns below is more than 100%.

### Authorities

Authority's order based on security reasons	2.9%
Authority's order based on environmental reasons	54.3%
Municipal Development Plan	0.0%
MolM Directive	0.0%
Not abiding by municipality curfew	0.0%
Presence of illegal and/or hard structures	17.1%

### Landlord/owner

Tension with landlord	2.9%
Non-compliance with landlord's exploitative conditions	0.0%
Owner reappropriating property for alternative/personal use	2.9%
Other breach of contract by landlord(s)	0.0%

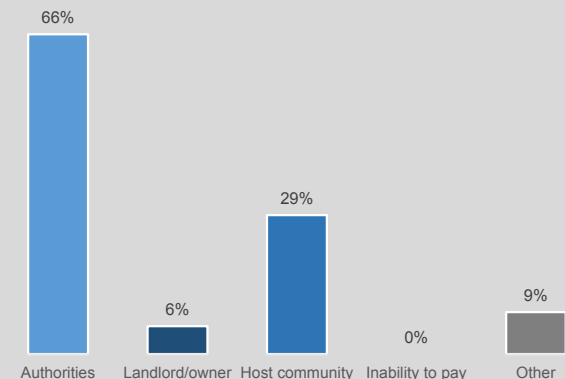
### Host community

Tension with host community	22.9%
Complaints from neighbours	5.7%
Not abiding by political group's curfew	0.0%
Syrian refugee committed a crime in area	0.0%

### Inability to pay

Inability to pay rent	0.0%
Inability to pay for regularization of residency	0.0%
Inability to pay unlawful taxes	0.0%

Alleged reason of actual evictions occurring in reporting period linked to:



# COLLECTIVE EVICTIONS AND EVICTION NOTICES

ActivityInfo report covering April - June 2019



**UNHCR**  
The UN Refugee Agency

## Other

Contract expired	0.0%
Other breach of contract by tenant(s)	0.0%
Discrimination (nationality/religion)	2.9%
Structural reasons related to safety	5.7%
Lack of legal residency and/or requirement for sponsorship	0.0%
Unknown	0.0%

N.B. An eviction can be related to reasons falling into more than one category (e.g. both Authorities and Landlord).

## Main actors involved in ordering new eviction and/or publicizing eviction notice

N.B. Some evictions have multiple actors involved in ordering/publicizing; hence, the sum total of the breakdowns below is more than 100%.

### Authorities

Lebanese Armed Forces (LAF)	1.9%
Internal Security Forces (ISF)	15.4%
Litani River Authority (LRA)	30.8%
Municipality officials	40.4%
Military Intelligence	5.8%
General Security Office	0.0%
District Commissioner	0.0%
Governor	9.6%
Mokhtar	0.0%
Other state agent	1.9%

### Landlord/owner

Landlord	25.0%
----------	-------

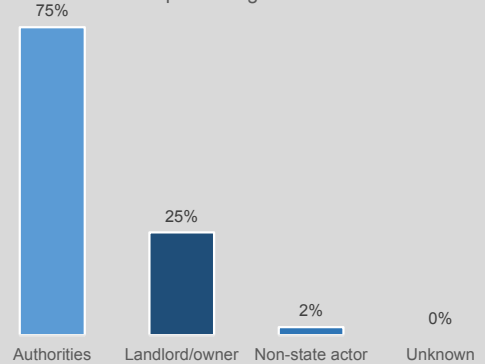
### Non-state actor

Political party/entity	0.0%
Religious authority	0.0%
Family member	0.0%
Other non-state agent	1.9%

### Unknown

Unknown	0.0%
---------	------

Main actors involved in ordering new eviction and/or publicizing eviction notice



N.B. An eviction notice can be ordered/publicized by actors falling into more than one category.

## Main actors involved in implementing actual eviction during reporting period (multi-select)

N.B. Some evictions have multiple implementing actors; hence, the sum total of the breakdowns below can be more than 100%.

### Authorities

Lebanese Armed Forces (LAF)	5.7%
Litani River Authority (LRA)	42.9%
Internal Security Forces (ISF)	31.4%
Municipality officials	28.6%
Military Intelligence	8.6%
General Security Office	0.0%
District Commissioner	0.0%
Governor	2.9%
Mokhtar	0.0%
Other state agent	5.7%

### Landlord/owner

Landlord	17.1%
----------	-------

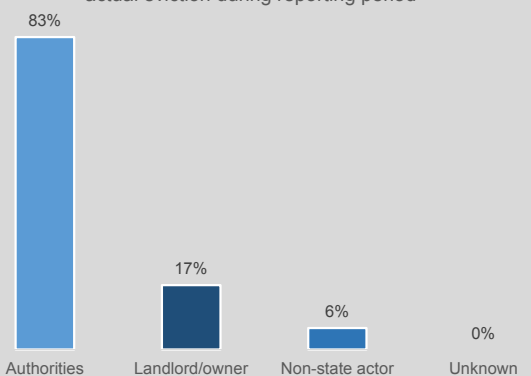
### Non-state actor

Political party/entity	0.0%
Religious authority	0.0%
Family member	0.0%
Other non-state agent	2.9%

### Unknown

Unknown	0.0%
---------	------

Main actors involved in implementing actual eviction during reporting period



N.B. An eviction can be implemented by actors falling into more than one category.

# COLLECTIVE EVICTIONS AND EVICTION NOTICES

ActivityInfo report covering April - June 2019



**UNHCR**  
The UN Refugee Agency

## Type of housing at time of actual eviction (multi-select)

*N.B. Some evictions concern multiple types of housing; hence, the sum total of the following % breakdowns is more than 100%.*

### Residential

Apartment/house	28.6%
Concierge's room in residential building	0.0%

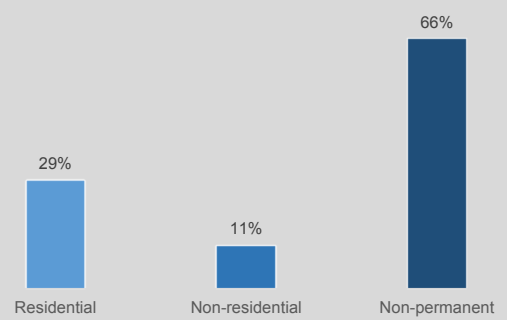
### Non-residential

Garage	0.0%
Active construction site	0.0%
Agricultural/engine/pump room	11.4%
Factory	0.0%
Farm	0.0%
Hotel room	0.0%
School	0.0%
Shop	0.0%
Warehouse	0.0%
Workshop	0.0%

### Non-permanent

Tent	65.7%
Prefab unit	0.0%

Type of housing at time of actual eviction



*N.B. An eviction can concern various types of housing falling into more than one category.*

## Type of property ownership at time of actual eviction

*N.B.: Some evictions are listed with multiple types of housing; hence, the sum total of the following % breakdowns could be more than 100%.*

Private	100.0%
Public (municipality)	0.0%
Public (state)	0.0%
Awkaf (religious)	0.0%

Type of property ownership at time of actual eviction




## Type of eviction notice

*N.B.: Some evictions are listed with multiple types of eviction notice, hence the sum total of the following % breakdowns could be more than 100%.*

Verbal notice	82.7%
Written notice	13.5%
No notice	5.8%

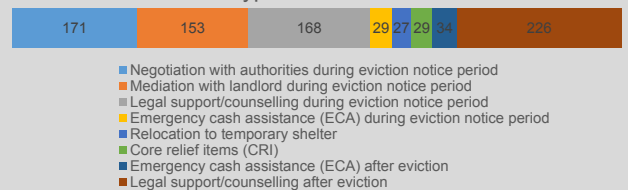
Type of eviction notice



## Type of assistance (as reported by individuals evicted during reporting period)

Type of assistance	# households benefitting
Negotiation with authorities during eviction notice period	171
Mediation with landlord during eviction notice period	153
Legal support/counselling during eviction notice period	168
Emergency cash assistance (ECA) during eviction notice period	29
Relocation to temporary shelter	27
Core relief items (CRI)	29
Emergency cash assistance (ECA) after eviction	34
Legal support/counselling after eviction	226

Type of assistance



# Trends Charts on Collective Evictions

No. of evicted individuals per field area (Q2 2019)

