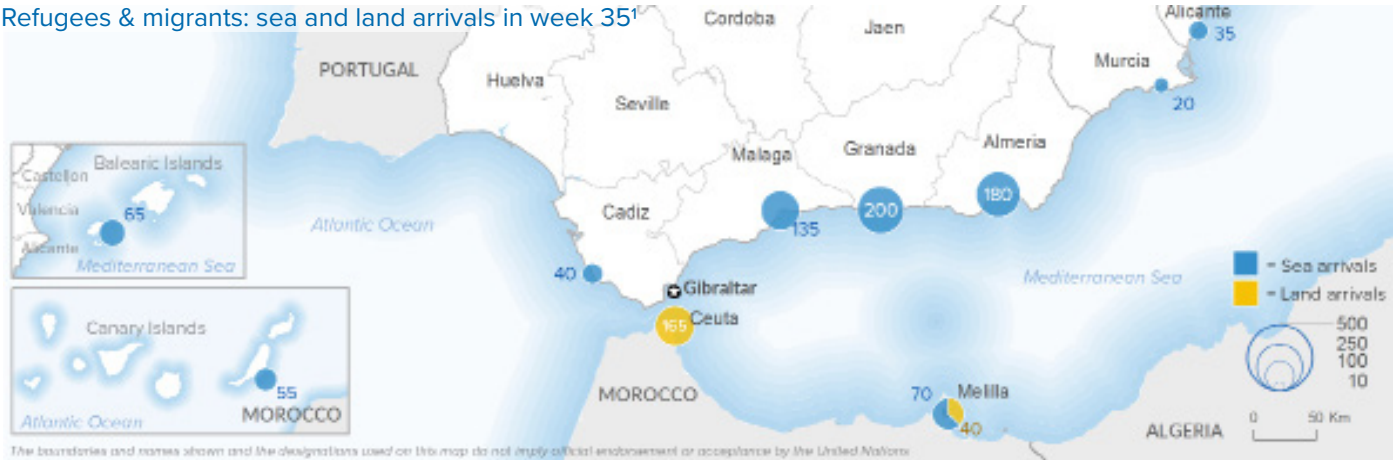


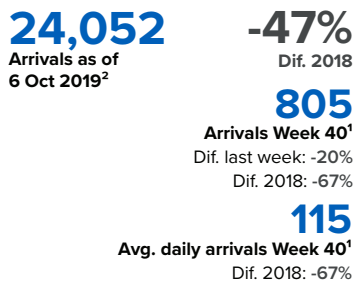
SPAIN Weekly snapshot - Week 35 (26 Aug - 1 Sep 2019)

The charts below are based on figures from the Ministry of Interior and UNHCR estimates. All figures are provisional and subject to change

Refugees & migrants: sea and land arrivals in week 35¹

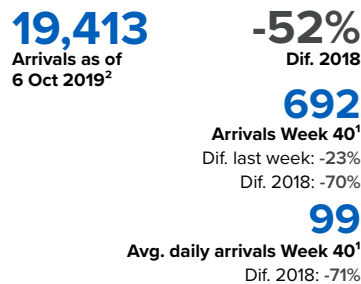


Total Sea and Land



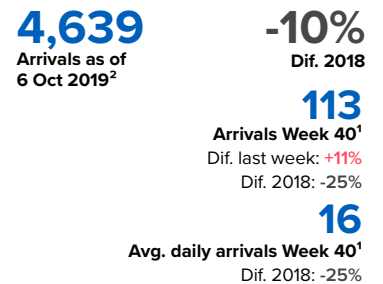
-
 Avg. weekly arrivals in Oct so far¹
 Dif. 2018: -%

Sea



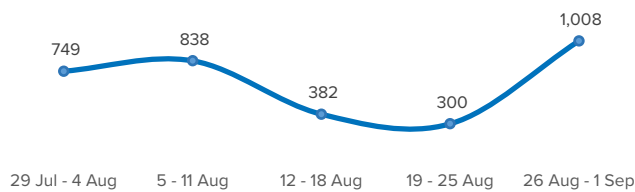
-
 Avg. weekly arrivals in Oct so far¹
 Dif. 2018: -%

Land (Ceuta & Melilla)

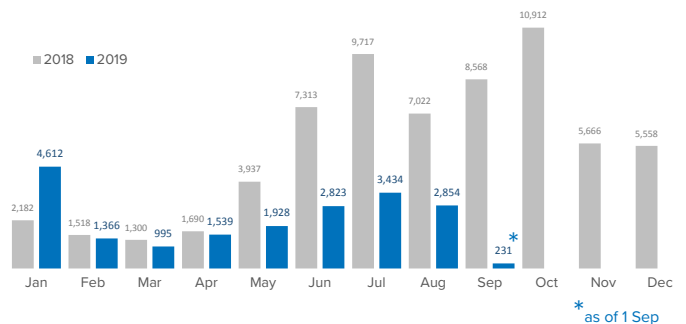


-
 Avg. weekly arrivals in Oct so far¹
 Dif. 2018: -%

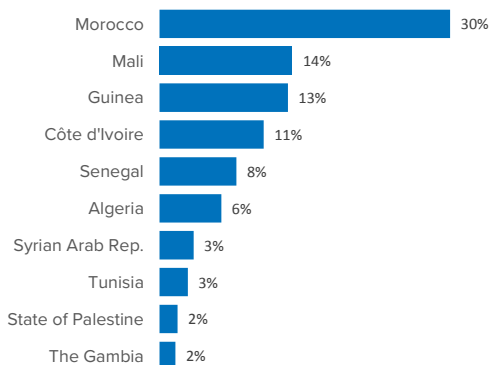
Sea and land arrivals during the last five weeks¹



Arrivals per month²



Most common nationalities, Jan - Jul 2019²



Demographic breakdown, Jan - Jul 2019²

