

Total Active Registered Persons Of Concern **23,284**

Urban **23,277** **100.0%**

Camps **7** **0.0%**

Standard Age and Gender

Age	0-4	5-11	12-17	18-35	36-59	60+	Total	%
Female	919	995	633	2,534	1,290	222	6,593	28.3%
Male	971	1,018	702	9,164	4,232	604	16,691	71.7%
Total	1,890	2,013	1,335	11,698	5,522	826	23,284	100%

Origion Country

YEM	14,720	63.2%
SUD	6,116	26.3%
SOM	750	3.2%
Other*	1,698	7.3%

Registration Trend

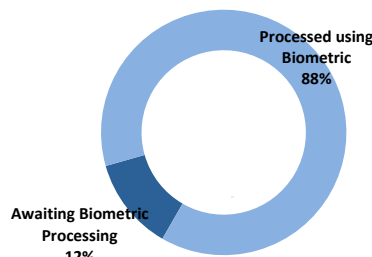
2011	857	3.0%
2012	690	2.4%
2013	2,353	8.3%
2014	2,835	10.0%
2015	4,348	15.4%
2016	3,536	12.5%
2017	5,588	19.8%
2018	8,037	28.5%
2019	1,026	3.6%

Specific Needs

Serious medical condition	2,515	10.8%
Disability	1,141	4.9%
Specific legal and physical protection needs	835	3.6%
Woman at risk	587	2.5%
Child at risk	325	1.4%
Single parent	279	1.2%
Older person at risk	114	0.5%
Unaccompanied or separated child	87	0.4%
Individuals with Specific Needs	4,084	17.5%
Total	5,883	25.3%

* An individual can have more than one specific need

Biometric Statistics (IRIS)



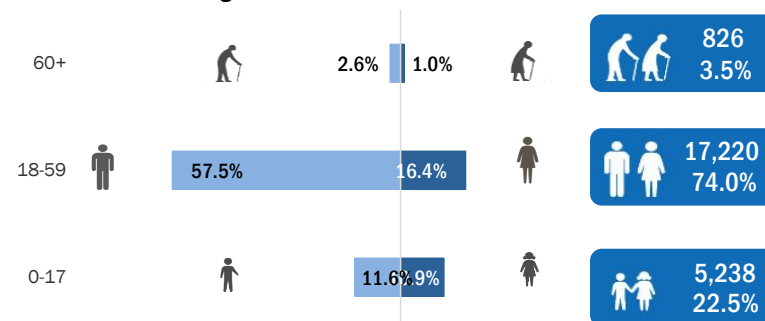
Arrivals**

Pre-2011	1,725	7.4%
2011	651	2.8%
2012	1,256	5.4%
2013	2,692	11.6%
2014	2,188	9.4%
2015	3,698	15.9%
2016	1,688	7.2%
2017	2,327	10.0%
2018	5,493	23.6%
2019	38	0.2%

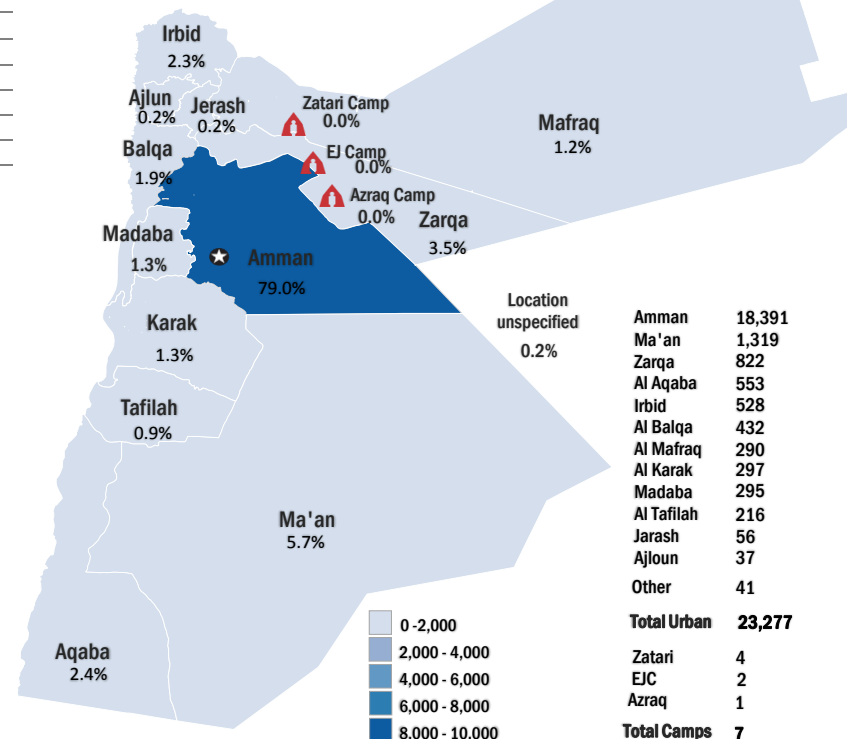
**The new arrivals excludes newborn babies who will be represented under the registration trend.

UNHCR Jordan

Age-Gender Breakdown

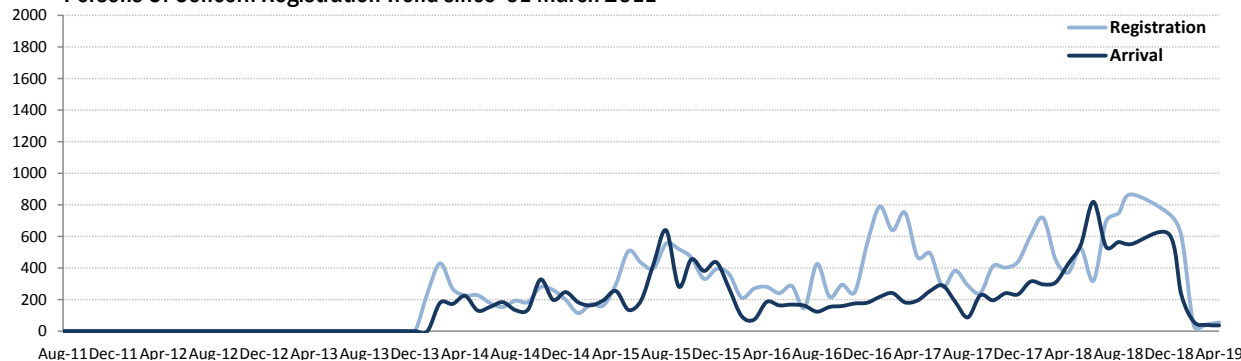


UNHCR Registered Persons Of Concern



* Coloured map only reflects refugees living outside camps.

Persons Of Concern Registration Trend since 01 March 2011



* Other nationalities include among others (ARE,LBY,LEB,ETH,RUS,...)

**The new arrivals excludes newborn babies who will be represented under the registration trend.

DAG Jordan

Interagency Portal: <http://data.unhcr.org/Syrianrefugees>

UNHCR on the web: <http://www.unhcr.org>

UNHCR on Social network: <http://www.facebook.com/UNHCRJordan> ; <http://twitter.com/ZaatariCamp>