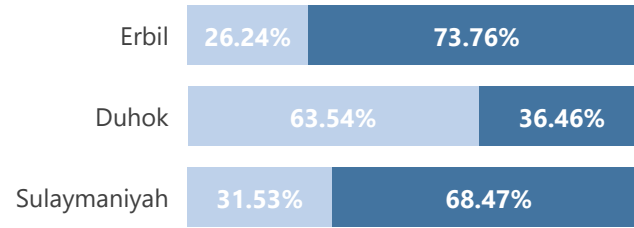
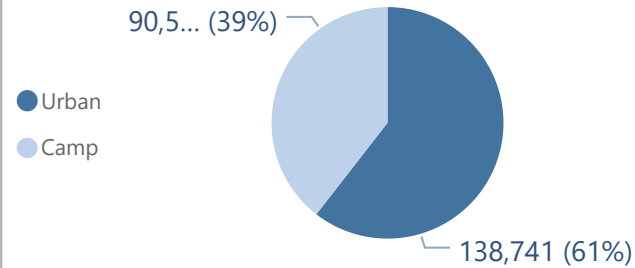
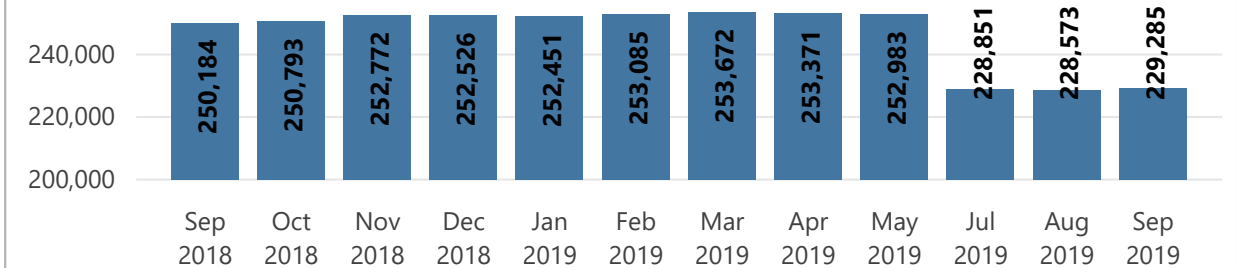


Camp and Urban Population



Population Trend



| Governorate | Individuals | Household | % of Total |
|-----------------------|----------------|---------------|----------------|
| Erbil | 118,081 | 37,021 | 51.50% |
| Erbil Urban | 87,091 | 29,772 | 37.98% |
| Darashakran Camp | 11,944 | 2,689 | 5.21% |
| Qushtappa Camp | 8,318 | 2,022 | 3.63% |
| Kawergosk Camp | 7,963 | 1,945 | 3.47% |
| Basirma Camp | 2,765 | 593 | 1.21% |
| Duhok | 79,350 | 21,144 | 34.61% |
| Domiz Camp | 30,830 | 7,529 | 13.45% |
| Duhok Urban | 28,930 | 9,102 | 12.62% |
| Domiz Camp 2 | 10,431 | 2,471 | 4.55% |
| Gawilan Camp | 8,115 | 1,786 | 3.54% |
| Akre Settlement | 1,044 | 256 | 0.46% |
| Sulaymaniyah | 28,968 | 9,210 | 12.63% |
| Sulaymaniyah Urban | 19,834 | 6,962 | 8.65% |
| Arbat Camp | 9,134 | 2,248 | 3.98% |
| Other | 2,886 | 1,174 | 1.26% |
| Other Urban Locations | 2,886 | 1,174 | 1.26% |
| Total | 229,285 | 68,549 | 100.00% |

Syrian Refugees Registered in Iraq

