

**Total Active Registered Syrians** **654,568**



Urban

**531,541**

**81.2%**



Camps

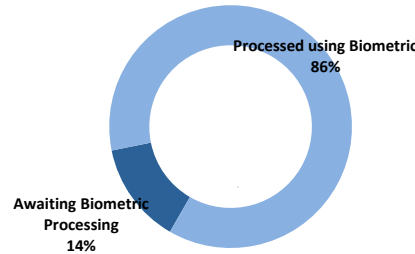
**123,027**

**18.8%**

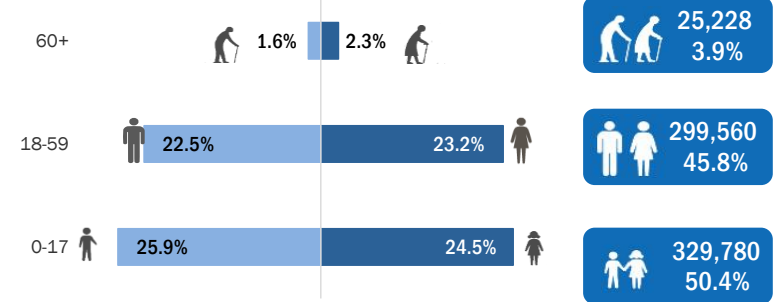
### Standard Age and Gender

| Age          | 0-4           | 5-11           | 12-17         | 18-35          | 36-59          | 60+           | Total          | %           |
|--------------|---------------|----------------|---------------|----------------|----------------|---------------|----------------|-------------|
| Female       | 48,035        | 68,353         | 44,106        | 94,148         | 58,013         | 14,750        | 327,405        | 50.0%       |
| Male         | 50,859        | 72,063         | 46,364        | 95,075         | 52,324         | 10,478        | 327,163        | 50.0%       |
| <b>Total</b> | <b>98,894</b> | <b>140,416</b> | <b>90,470</b> | <b>189,223</b> | <b>110,337</b> | <b>25,228</b> | <b>654,568</b> | <b>100%</b> |
|              | 15.1%         | 21.5%          | 13.8%         | 28.9%          | 16.9%          | 3.9%          |                |             |

### Biometric Statistics (IRIS)



### Age-Gender Breakdown



### Place of Origin

|                |         |       |
|----------------|---------|-------|
| Dar'a          | 262,398 | 40.1% |
| Homs           | 105,749 | 16.2% |
| Rural Damascus | 74,209  | 11.3% |
| Aleppo         | 73,623  | 11.2% |
| Damascus       | 46,361  | 7.1%  |
| Hama           | 37,141  | 5.7%  |
| Ar-raqqa       | 17,966  | 2.7%  |
| Idleb          | 12,070  | 1.8%  |
| Deir-ez-zor    | 7,450   | 1.1%  |
| Other          | 6,037   | 0.9%  |
| Al-hasakeh     | 5,457   | 0.8%  |
| Quneitra       | 2,780   | 0.4%  |
| As-sweida      | 1,603   | 0.2%  |
| Lattakia       | 1,360   | 0.2%  |
| Tartous        | 364     | 0.1%  |

### Specific Needs

|  |                |              |
|--|----------------|--------------|
| Serious medical condition                    | 56,871         | 8.7%         |
| Specific legal and physical protection needs | 32,310         | 4.9%         |
| Child at risk                                | 31,559         | 4.8%         |
| Disability                                   | 23,283         | 3.6%         |
| Single parent                                | 17,795         | 2.7%         |
| Woman at risk                                | 13,584         | 2.1%         |
| Older person at risk                         | 6,002          | 0.9%         |
| Unaccompanied or separated child             | 2,495          | 0.4%         |
| <b>Total</b>                                 | <b>183,899</b> | <b>28.1%</b> |

\* An individual can have more than one specific need

### Registration Trend

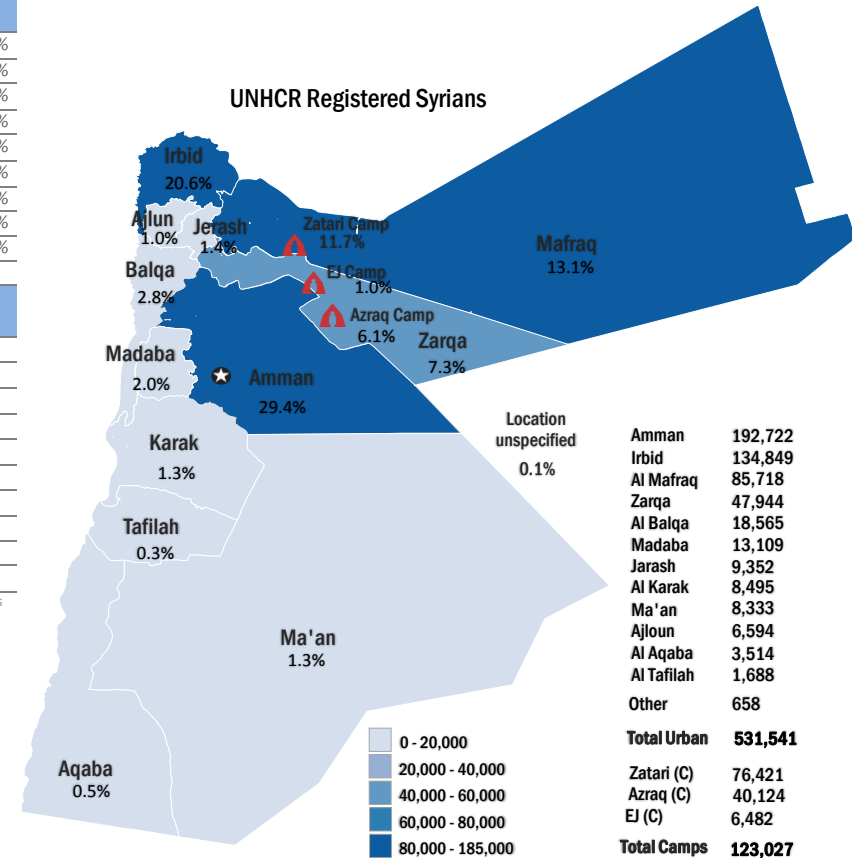
|      |         |       |
|------|---------|-------|
| 2011 | 2,361   | 0.2%  |
| 2012 | 130,212 | 12.1% |
| 2013 | 667,484 | 62.2% |
| 2014 | 121,367 | 11.3% |
| 2015 | 41,029  | 3.8%  |
| 2016 | 53,623  | 5.0%  |
| 2017 | 28,681  | 2.7%  |
| 2018 | 27,564  | 2.6%  |
| 2019 | 17,958  | 1.7%  |

### Arrivals

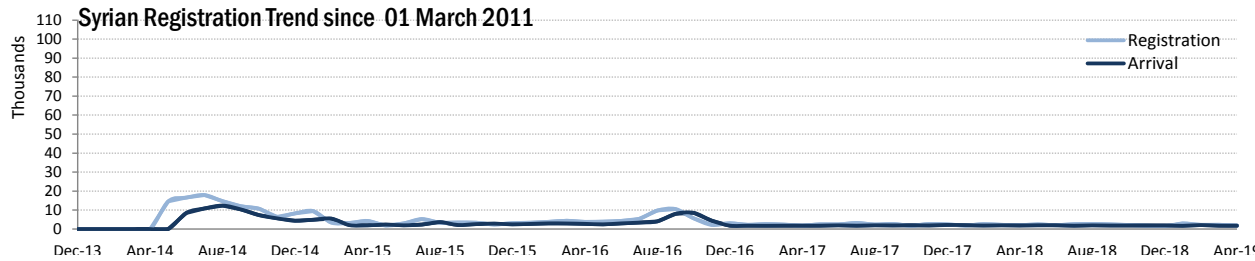
|          |         |       |
|----------|---------|-------|
| Pre-2011 | 10,796  | 1.6%  |
| 2011     | 21,560  | 3.3%  |
| 2012     | 151,676 | 23.2% |
| 2013     | 253,549 | 38.7% |
| 2014     | 60,480  | 9.2%  |
| 2015     | 13,996  | 2.1%  |
| 2016     | 24,276  | 3.7%  |
| 2017     | 2,828   | 0.4%  |
| 2018     | 2,452   | 0.4%  |
| 2019     | 1,055   | 0.2%  |

\* The new arrivals excludes newborn babies who will be represented under the

### UNHCR Registered Syrians



\* Coloured map only reflects refugees living outside camps.



Interagency Portal: <http://data.unhcr.org/Syrianrefugees>

UNHCR on the web: <http://www.unhcr.org> ; <http://www.unhcr.org>

UNHCR on social network: <http://www.facebook.com/UNHCRJordan> ; <http://twitter.com/ZaatariCamp>