

Total Active Registered Persons Of Concern **23,276**

Urban **23,269** **100.0%**

Camps **7** **0.0%**

Standard Age and Gender

Age	0-4	5-11	12-17	18-35	36-59	60+	Total	%
Female	930	996	631	2,527	1,292	223	6,599	28.4%
Male	970	1,020	705	9,142	4,238	602	16,677	71.6%
Total	1,900	2,016	1,336	11,669	5,530	825	23,276	100%

Origion Country

YEM	14,730	63.3%
SUD	6,116	26.3%
SOM	743	3.2%
Other*	1,687	7.2%

Registration Trend

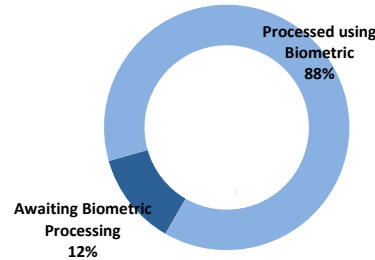
2011	857	3.0%
2012	690	2.4%
2013	2,355	8.3%
2014	2,835	10.0%
2015	4,348	15.4%
2016	3,536	12.5%
2017	5,588	19.8%
2018	8,037	28.5%
2019	1,058	3.7%

Specific Needs

Serious medical condition	2,535	10.9%
Disability	1,149	4.9%
Specific legal and physical protection needs	836	3.6%
Woman at risk	586	2.5%
Child at risk	327	1.4%
Single parent	280	1.2%
Older person at risk	114	0.5%
Unaccompanied or separated child	88	0.4%
Individuals with Specific Needs	4,103	17.6%
Total	5,915	25.4%

* An individual can have more than one specific need

Biometric Statistics (IRIS)



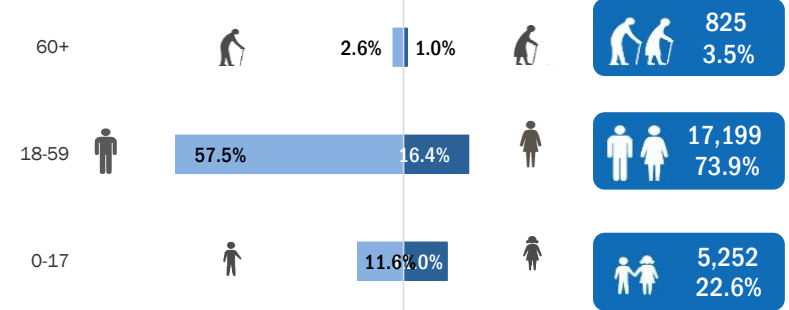
Arrivals**

Pre-2011	1,724	7.4%
2011	650	2.8%
2012	1,253	5.4%
2013	2,680	11.5%
2014	2,183	9.4%
2015	3,696	15.9%
2016	1,686	7.2%
2017	2,323	10.0%
2018	5,489	23.6%
2019	40	0.2%

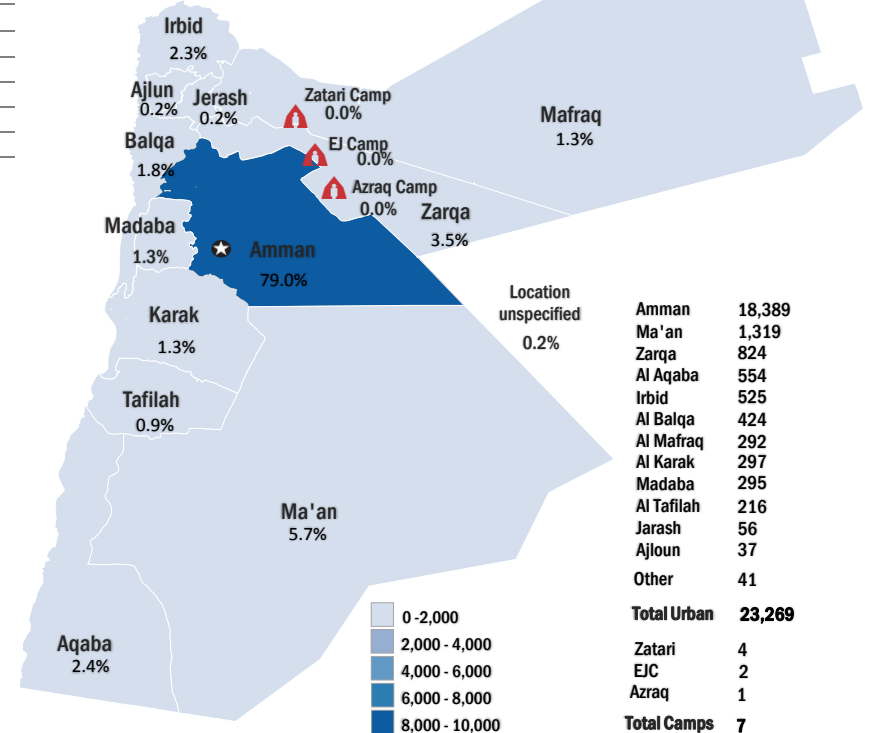
**The new arrivals excludes newborn babies who will be represented under the registration trend.

UNHCR Jordan

Age-Gender Breakdown

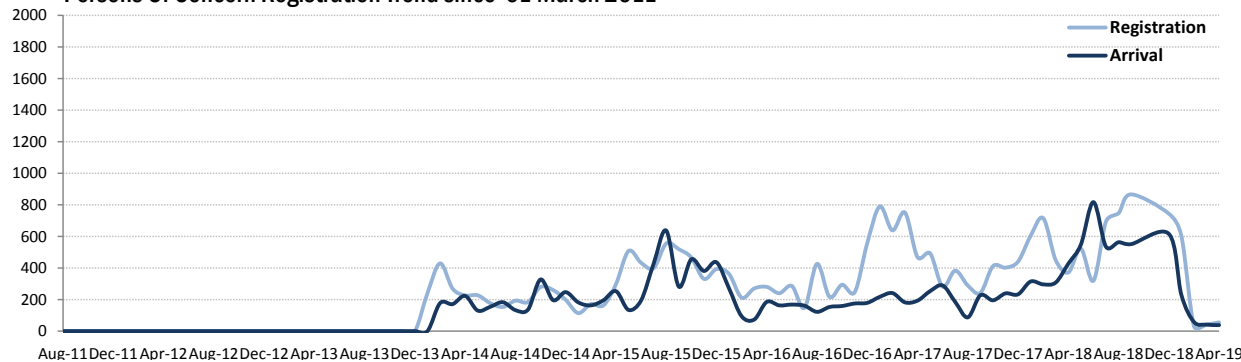


UNHCR Registered Persons Of Concern



* Coloured map only reflects refugees living outside camps.

Persons Of Concern Registration Trend since 01 March 2011



* Other nationalities include among others (ARE,LBY,LEB,ETH,RUS,...)

**The new arrivals excludes newborn babies who will be represented under the registration trend.

DAG Jordan

Interagency Portal: <http://data.unhcr.org/Syrianrefugees>

UNHCR on the web: <http://www.unhcr.org>

UNHCR on Social network: <http://www.facebook.com/UNHCRJordan> ; <http://twitter.com/ZaatariCamp>