



## Total Number of Afghans facilitated for voluntary repatriation process in 2019:

A total of **4,623 individuals** facilitated for Voluntary Repatriation process between 1 March to 30 September 2019 from Pakistan with **4,465** entitled for cash assistance. The remaining **158** have received UNHCR's cash assistance in the past.



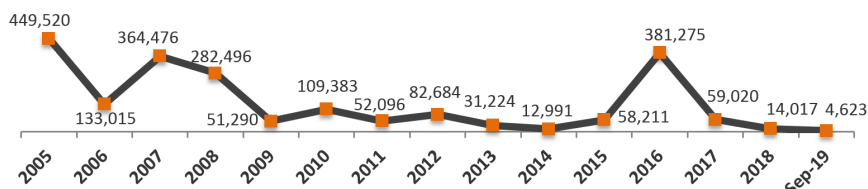
**4,623**

### Overview of Voluntary Repatriation from Pakistan to Afghanistan

UNHCR facilitates the Voluntary Repatriation of Afghan refugees as part of its mandate to provide durable solutions.

UNHCR Pakistan operates two Voluntary Repatriation Centres (VRC) in Quetta and Nowshera. Families who want to repatriate are de-registered at the VRC and their Proof of Registration (PoR) card is cut in the corner. A PoR card is an identity card for Afghan refugees that grants their temporary legal stay in Pakistan and protection against *refoulement*. Returnees receive a cash grant of approximately 200 USD per family member once they have reached one of the three UNHCR Encashment Centres in Afghanistan.

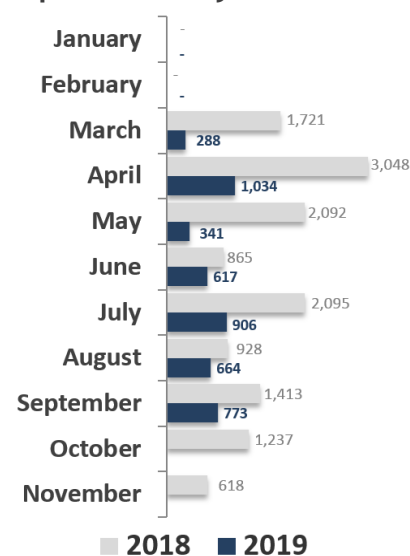
In 2016, a scheduling system for returnee families from VRC Azakhel (Nowshera) was established. All returnee families must now obtain a scheduled date for their return. UNHCR facilitated Voluntary Repatriation recommenced on 1 March after a three months winter break. A total of 413 families were scheduled for return in KP. However, 393 families (95%) presented at the VRCs for their departure to Afghanistan due to number of factors.



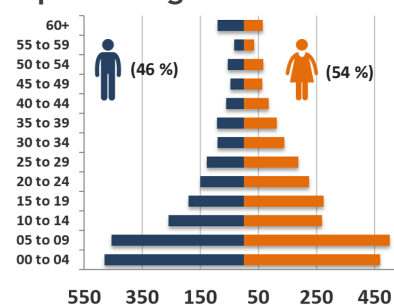
The voluntary repatriation trend in 2019 is generally low compared to previous years. This is primarily due to the ongoing security situation in Afghanistan. Strict border entry requirements was stated as a major push factor for return during March–Sept. Main areas of return are Kabul, Nangarhar and Saripul provinces.

Since 2002, **4,378,831** Afghan refugees have repatriated from Pakistan with UNHCR's assistance (see chart above). The number of refugees repatriating to Afghanistan has fluctuated over the years and has decreased substantially, from around 450,000 in 2005 to 58,211 in 2015. 2016 saw an increase of over 381,275 returns which was the highest recorded number of returns since 2005.

### Repatriation by month



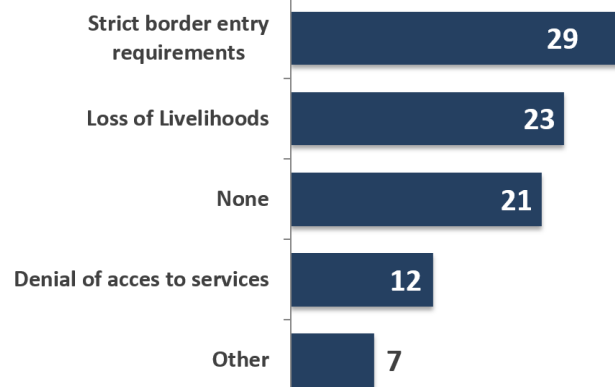
### Repatriating individuals



### Pull factors towards Afghanistan (%) \*



### Push Factors from Pakistan (%) \*



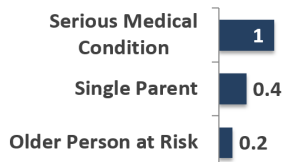
\* Exit interviews have been conducted with refugees in the VRCs and data shown in this report is from March–September, 2019.

The revised Exit Questionnaire was deployed to both VRC Azakhel and VRC Baleli. The new exit questionnaire has also been aligned with UNHCR Afghanistan's new revised EC Monitoring form.

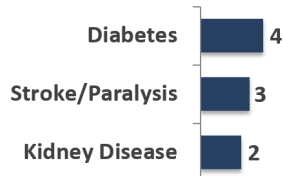
Percentages presented above mentioned graphs are extrapolated from Exit Questionnaire database deployed at VRCs.



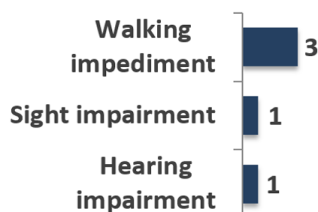
### Families with at least one Vulnerable family member (%)



### Families with at least one member with a serious medical condition (%)

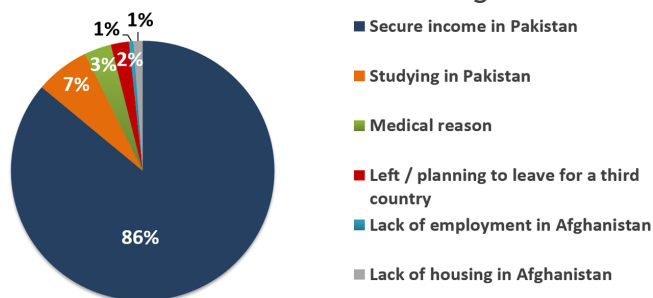


### Families with at least one member with functional disabilities (%)



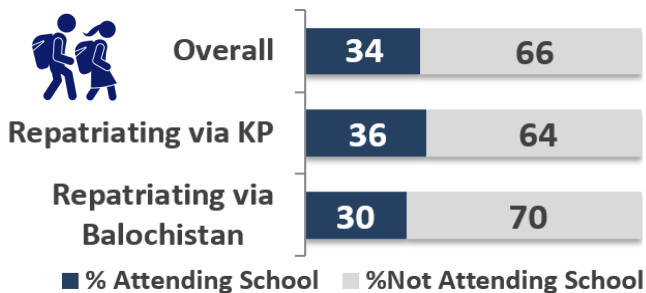
### Reasons for staying in Pakistan

18% of members of repatriating families remained in Pakistan for the following reasons:

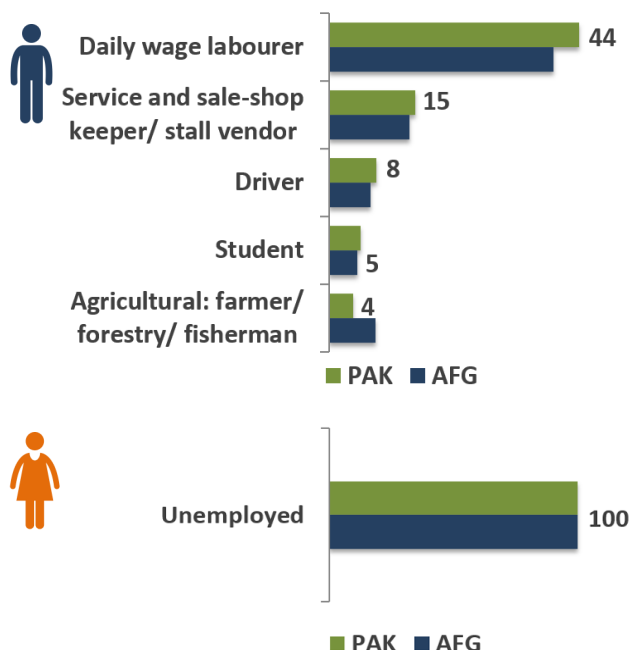


### School enrolment (%)

Children of repatriating families that attended school in Pakistan:



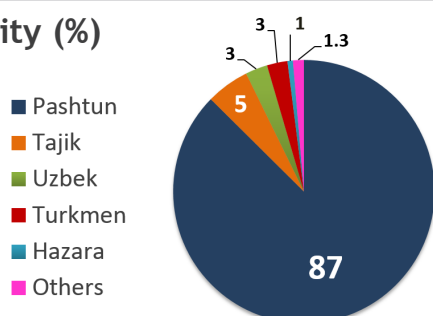
### Professions of heads of households



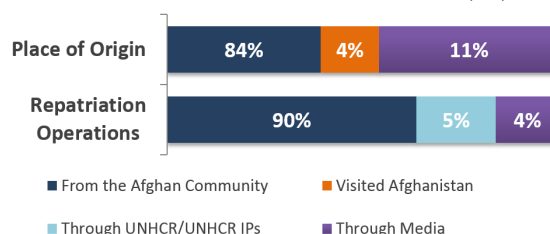
### Issues of concern as expressed by repatriating families (%)

In Pakistan:	
Recent arrests and detentions	2%
Lease agreement problems with landlords	1%
Bribery incidents on the way to the VRC	2%
Children attending schools	0%
Outstanding financial or legal problems	1%
Health / medical assistance	1%
Legal aid	0%
Documentation	0%
In Afghanistan:	
Lack of shelter	0%
Lack of jobs	0%
Health / medical assistance	10%
Legal aid	0%
Assistance to person with specific needs	0%

### Ethnicity (%)

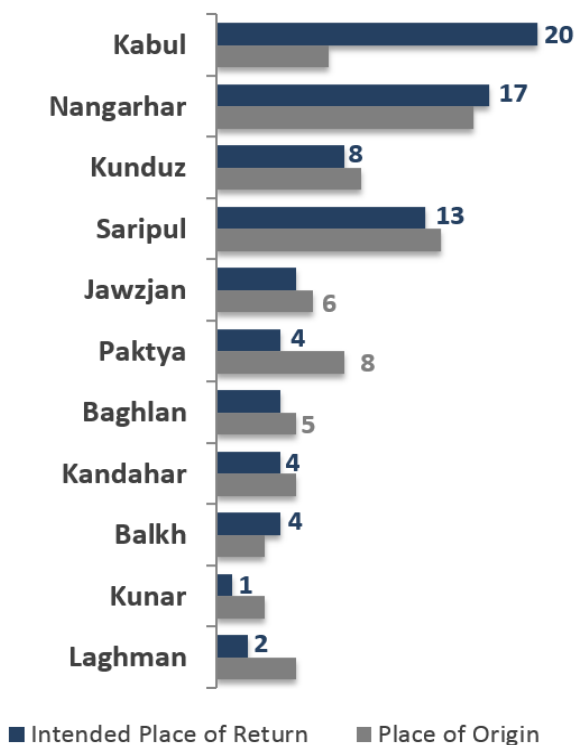


### Information sources of refugees for their decision to return (%):

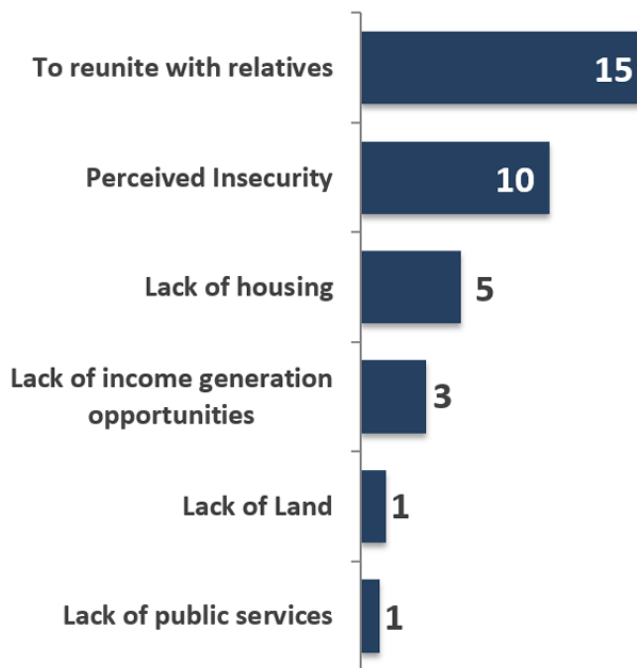




### Comparison of intended place of return with place of origin (%)



### 35% of families did not intend to return to their place of origin for the following reasons (%):




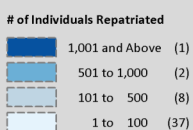
### Place of Residence in Pakistan and Intended Place of Return

**TOTAL # OF AFGHANS REPATRIATED IN 2019 (MARCH - SEPTEMBER)**

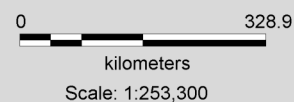
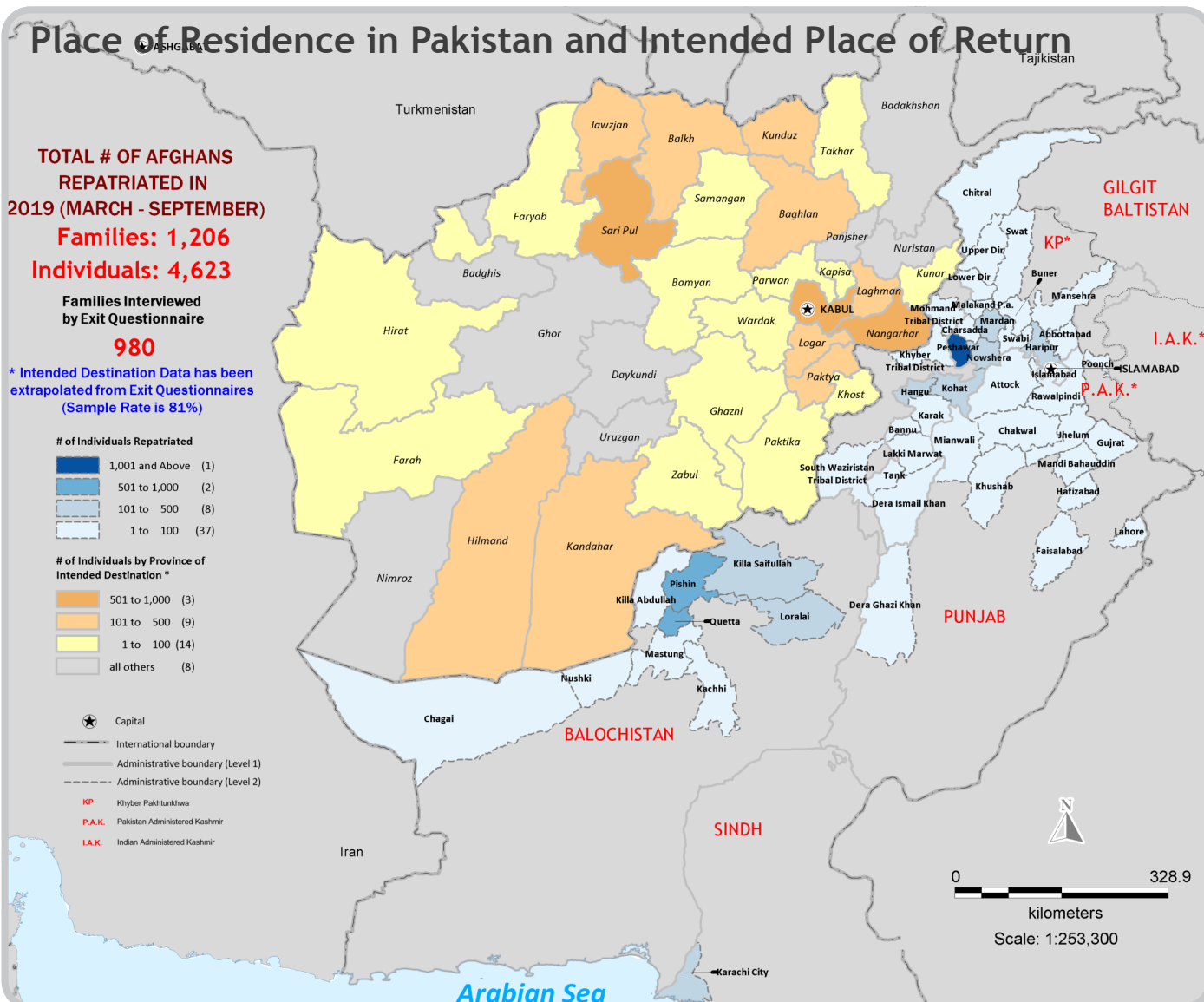
**Families: 1,206**  
**Individuals: 4,623**

**Families Interviewed by Exit Questionnaire**  
**980**

\* Intended Destination Data has been extrapolated from Exit Questionnaires (Sample Rate is 81%)



- ★ Capital
- International boundary
- Administrative boundary (Level 1)
- - - Administrative boundary (Level 2)
- KP Khyber Pakhtunkhwa
- P.A.K. Pakistan Administered Kashmir
- I.A.K. Indian Administered Kashmir



Data Source: Afghan National Registration Database (ANR) - 2019 & Exit Questionnaire Database

For feedback : Information Management Unit: Jaber@unhcr.org / Zahoor@unhcr.org

More information available on UNHCR: data portal, <https://data2.unhcr.org/en/country/pak> | website: <http://www.unhcrpk.org>