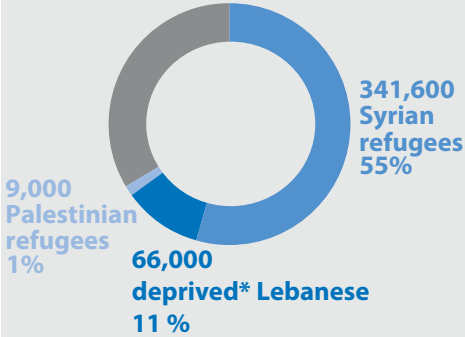


### 626,000

People living in Bekaa Governorate



\*The national survey of household living conditions 2004 - MoSA, CAS, and UNDP


#### Lebanese



#### Deprived Lebanese

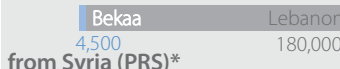
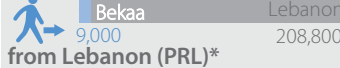


#### Estimated\* Syrian refugees




\*Government of Lebanon estimate: 1.5M Syrian Refugees in Lebanon

#### Palestine refugees



\*Population and housing census in Palestinian camps and gatherings in Lebanon 2017

#### Other registered refugees

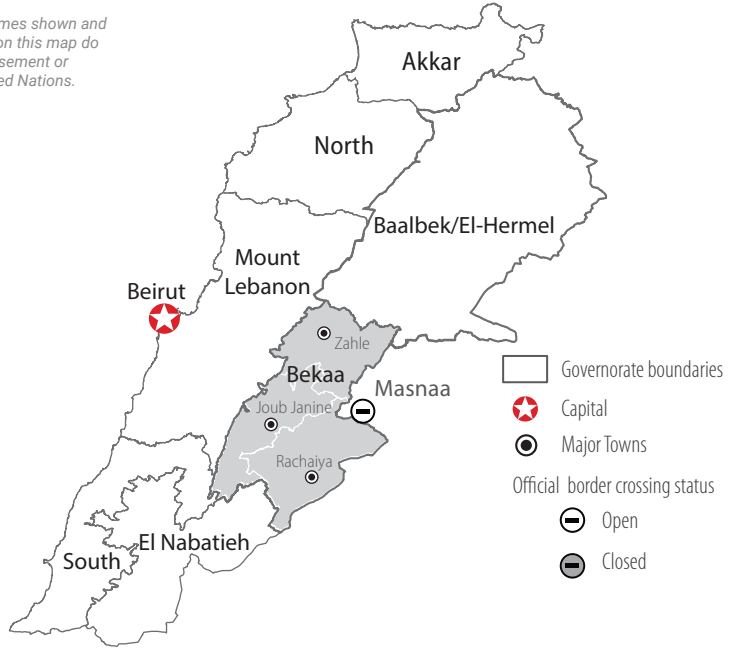


	BEKAA	Total national
<b>Informal Settlements</b>	20,626 structures 122,122 individuals	52,217 structures 296,694 individuals
<b>Public schools</b>	30 <sup>a</sup> out of 118	1278
<b>Primary Health Care Centers (PHC)</b>	10 <sup>b</sup> out of 20	220
<b>Supported Hospitals</b>	6	165
Public	3	29
Private	3	136
<b>Social Development Centers (SDC)</b>	7 <sup>b</sup> out of 20	238
<b>Union of municipalities/municipalities</b>	5/88	48/1011

a: second shift schools

b: supported by LCRP out of total in country

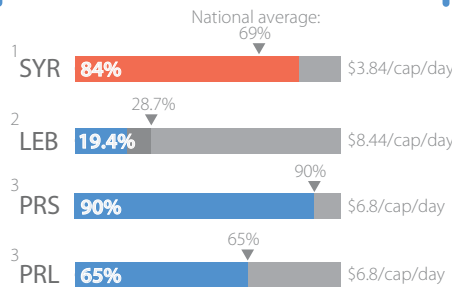
The boundaries and names shown and the designations used on this map do not imply official endorsement or acceptance by the United Nations.



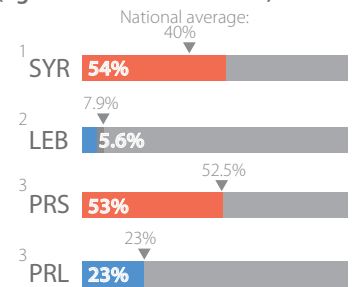
Worse than national average



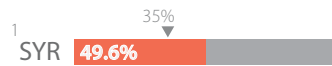
#### Population living below poverty line



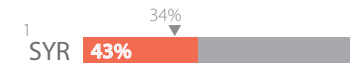
#### Unemployment age 16 and above (age 15 and above for SYR)



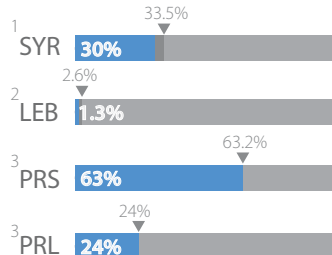
#### Households living in shelters with dangerous conditions and/or quality of shelter below standards



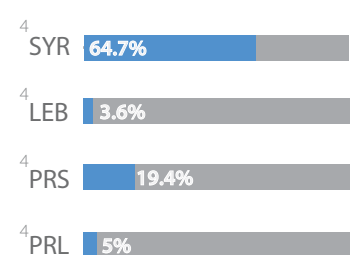
#### Overcrowding in shelters: percentage of households living in shelters with less than 4.5 m<sup>2</sup> / person



#### Moderately to severely food insecure population

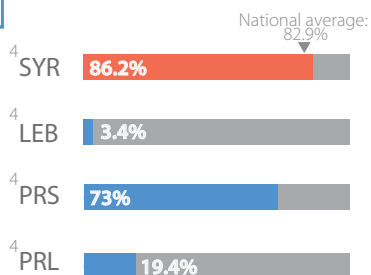


#### Out of school children (ages 6-14)

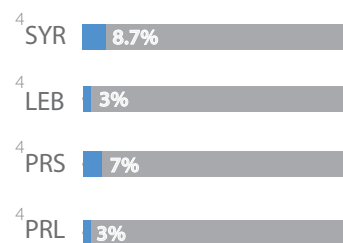




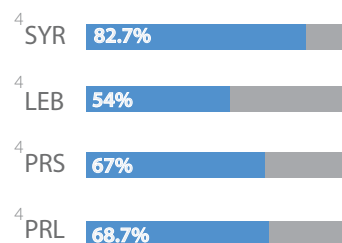
### Out of school children (ages 15-17)



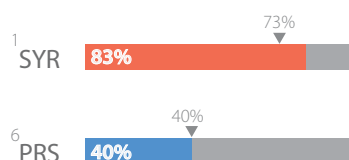
### Children (ages 5-17) engaged in child labour



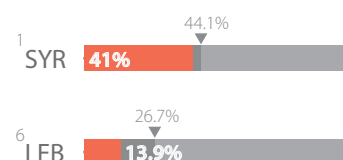
### Children (ages 1-14) who experienced any violent discipline method



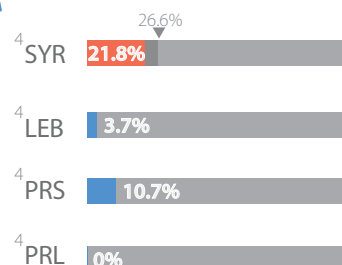
### Persons above 15 years old without legal residency



### Population describing current relations as very positive or positive



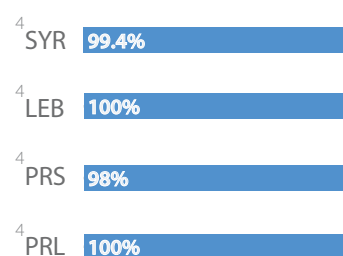
### Women (ages 15-19) currently married or in union



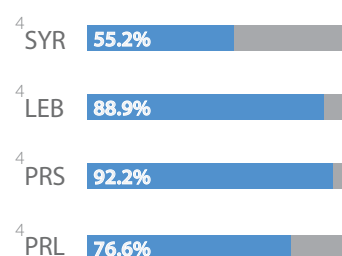
### Households with at least one member with physical or mental disability



### Population using improved sanitation facility



### Households with improved drinking water



### Population living in informal settlements



## Number of partners operating in the Bekaa Governorate

	Basic Assistance	Child Protection	Education	Energy	Food Security and Agriculture	Health	Livelihoods	Protection	SGBV	Shelter	Social Stability	Water
Rachaya	3				7	4	3		1	1	1	1
West Bekaa	8	3	12	1	10	10	4	12	5	4	1	6
Zahle	9	9		1	13	8	8		4	3	1	5

Source: ActivityInfo as of 21/06/2019