

Total Active Registered Persons Of Concern **23,291**



23,284

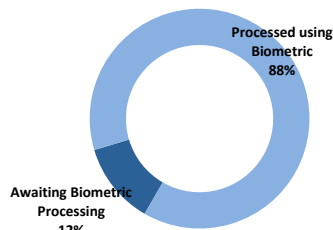
100.0%



7

0.0%

Biometric Statistics (IRIS)



Standard Age and Gender

Age	0-4	5-11	12-17	18-35	36-59	60+	Total	%
Female	978	996	634	2,508	1,291	224	6,631	28.5%
Male	992	1,029	714	9,080	4,250	595	16,660	71.5%
Total	1,970	2,025	1,348	11,588	5,541	819	23,291	100%
	8.5%	8.7%	5.8%	49.8%	23.8%	3.5%		

Origion Country		
YEM	14,774	63.4%
SUD	6,096	26.2%
SOM	744	3.2%
Other*	1,677	7.2%

Specific Needs		
Serious medical condition	2,675	11.5%
Disability	1,203	5.2%
Specific legal and physical protection needs	854	3.7%
Woman at risk	597	2.6%
Child at risk	332	1.4%
Single parent	284	1.2%
Older person at risk	115	0.5%
Unaccompanied or separated child	84	0.4%
Individuals with Specific Needs	4,250	18.2%
Total	6,144	26.4%

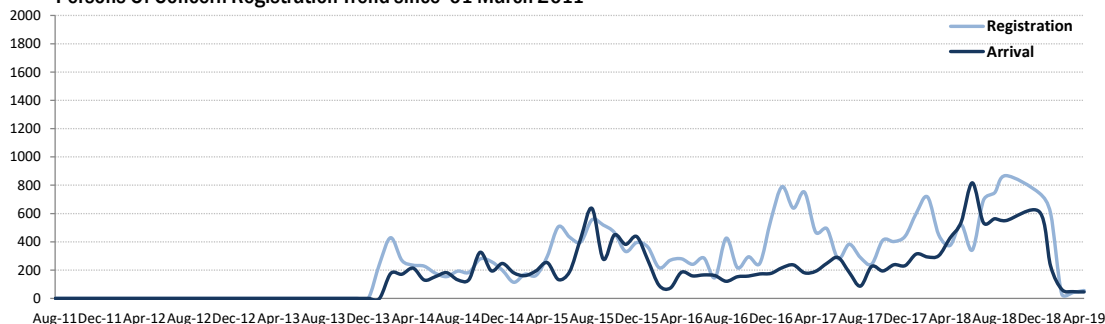
Arrivals**		
Pre-2011	1,705	7.3%
2011	648	2.8%
2012	1,257	5.4%
2013	2,674	11.5%
2014	2,163	9.3%
2015	3,676	15.8%
2016	1,672	7.2%
2017	2,303	9.9%
2018	5,462	23.5%
2019	47	0.2%

* An individual can have more than one specific need

**The new arrivals excludes newborn babies who will be represented under the registration trend.

Registration Trend		
2011	857	3.0%
2012	693	2.4%
2013	2,418	8.5%
2014	2,850	10.0%
2015	4,352	15.3%
2016	3,544	12.5%
2017	5,588	19.7%
2018	8,066	28.4%
2019	1,241	4.4%

Persons Of Concern Registration Trend since 01 March 2011



* Other nationalities include among others (ARE, LBY, LEB, ETH, RUS...)

**The new arrivals excludes newborn babies who will be represented under the registration trend.

DAG Jordan

Interagency Portal: <http://data.unhcr.org/Syrianrefugees>

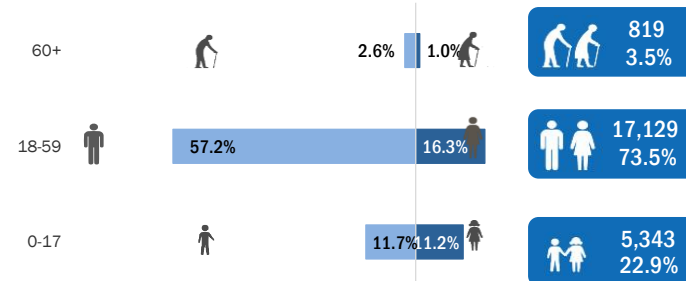
UNHCR on the web: <http://www.unhcr.org> ; <http://www.unhcr.org>

UNHCR on Social network: <http://www.facebook.com/UNHCRJordan> ; <http://twitter.com/ZaatariCamp>

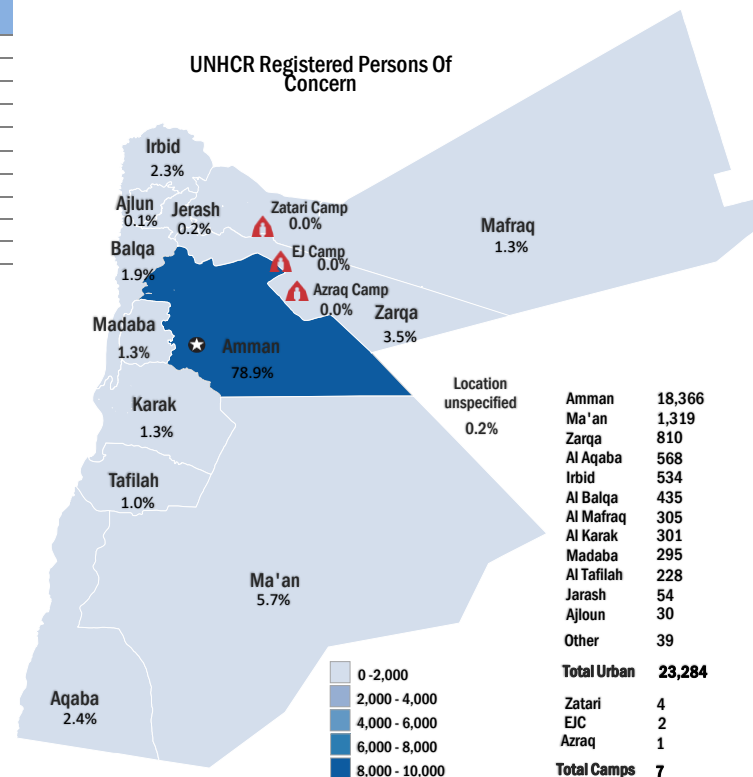
Prepared by Data Analysis Group | Jordan

UNHCR Jordan

Age-Gender Breakdown



UNHCR Registered Persons Of Concern



* Coloured map only reflects refugees living outside camps.