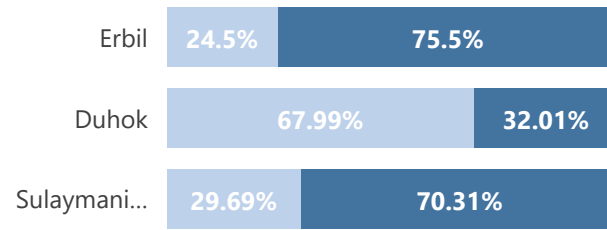
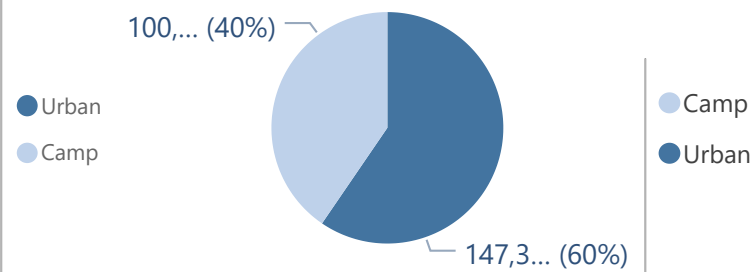
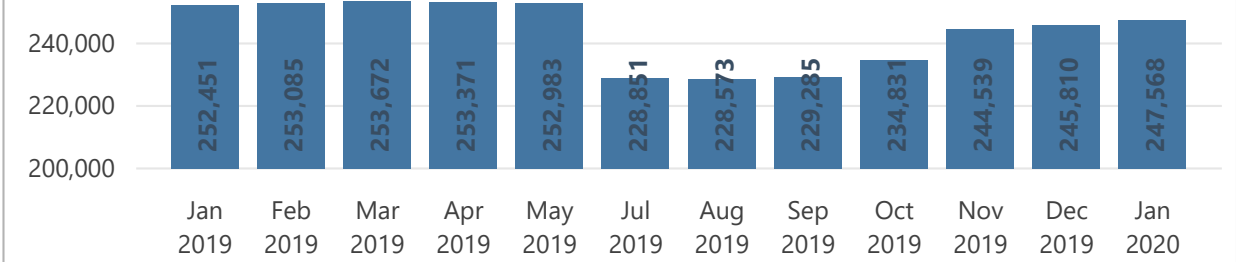


## Camp and Urban Population



## Population Trend



Governorate	Individuals	Household	% of Total
<b>Erbil</b>	<b>124,795</b>	<b>39,268</b>	<b>50.41%</b>
Erbil Urban	94,218	32,210	38.06%
Darashakran Camp	11,962	2,642	4.83%
Qushtappa Camp	8,311	2,000	3.36%
Kawergosk Camp	7,861	1,893	3.18%
Basirma Camp	2,443	523	0.99%
<b>Duhok</b>	<b>88,841</b>	<b>24,210</b>	<b>35.89%</b>
Domiz Camp	30,924	7,460	12.49%
Duhok Urban	28,442	8,874	11.49%
Domiz Camp 2	10,467	2,475	4.23%
Gawilan Camp	10,088	2,524	4.07%
Bardarash Camp	7,850	2,608	3.17%
Akre Settlement	1,070	269	0.43%
<b>Sulaymaniyah</b>	<b>31,027</b>	<b>9,958</b>	<b>12.53%</b>
Sulaymaniyah Urban	21,816	7,692	8.81%
Arbat Camp	9,211	2,266	3.72%
<b>Other</b>	<b>2,905</b>	<b>1,224</b>	<b>1.17%</b>
Other Urban Locations	2,905	1,224	1.17%
<b>Total</b>	<b>247,568</b>	<b>74,660</b>	<b>100.00%</b>

## Syrian Refugees Registered in Iraq

