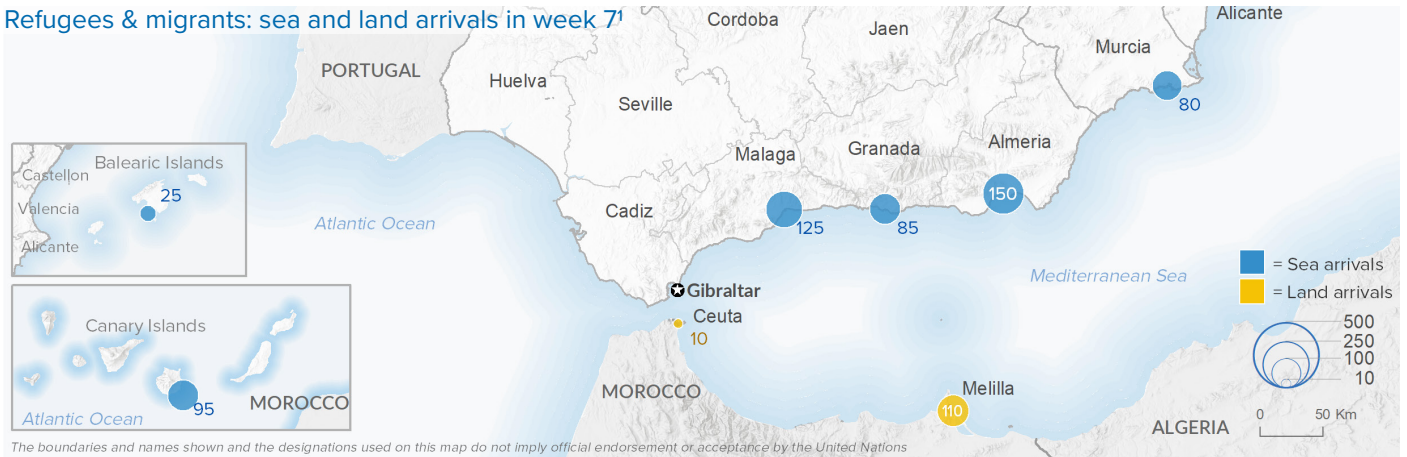


# SPAIN Weekly snapshot - Week 7 (10 - 16 Feb 2020)

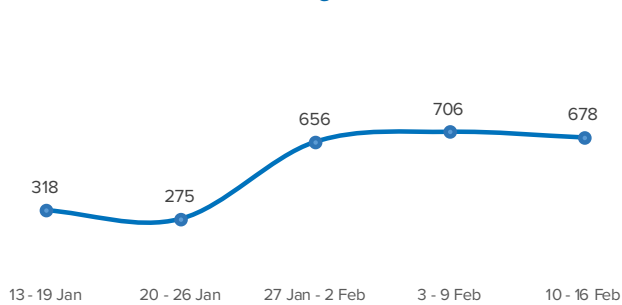
The charts below are based on figures from the Ministry of Interior and UNHCR estimates. All figures are provisional and subject to change

## Refugees & migrants: sea and land arrivals in week 7<sup>1</sup>

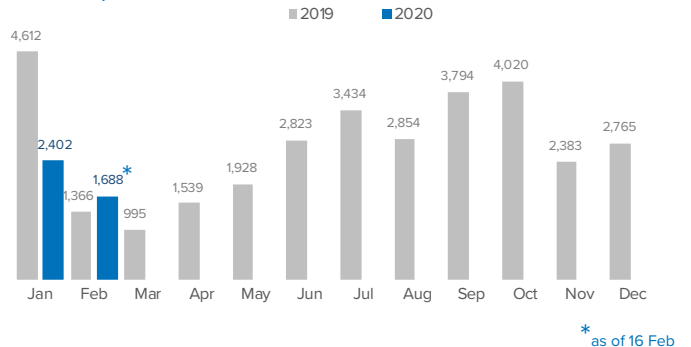


Total Sea and Land		Sea		Land (Ceuta & Melilla)	
<b>4,090</b>	<b>-24%</b>	<b>3,273</b>	<b>-29%</b>	<b>817</b>	<b>+8%</b>
Arrivals as of 16 Feb 2020 <sup>2</sup>	Dif. 2019	Arrivals as of 16 Feb 2020 <sup>2</sup>	Dif. 2019	Arrivals as of 16 Feb 2020 <sup>2</sup>	Dif. 2019
<b>678</b>		<b>560</b>		<b>118</b>	
Arrivals Week 7 <sup>1</sup>		Arrivals Week 7 <sup>1</sup>		Arrivals Week 7 <sup>1</sup>	
Dif. last week: -4%		Dif. last week: -3%		Dif. last week: -7%	
Dif. 2019: <b>+99%</b>		Dif. 2019: <b>+139%</b>		Dif. 2019: <b>+10%</b>	
<b>97</b>		<b>80</b>		<b>17</b>	
Avg. daily arrivals Week 7 <sup>1</sup>		Avg. daily arrivals Week 7 <sup>1</sup>		Avg. daily arrivals Week 7 <sup>1</sup>	
Dif. 2019: <b>+99%</b>		Dif. 2019: <b>+139%</b>		Dif. 2019: <b>+10%</b>	
<b>739</b>		<b>618</b>		<b>121</b>	
Avg. weekly arrivals in Feb so far <sup>1</sup>		Avg. weekly arrivals in Feb so far <sup>1</sup>		Avg. weekly arrivals in Feb so far <sup>1</sup>	
Dif. 2019: <b>+116%</b>		Dif. 2019: <b>+164%</b>		Dif. 2019: <b>+13%</b>	

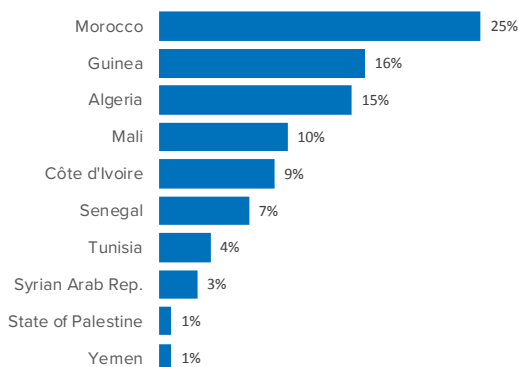
## Sea and land arrivals during the last five weeks<sup>1</sup>



## Arrivals per month<sup>2</sup>



## Most common nationalities, Jan - Dec 2019<sup>2</sup>



## Demographic breakdown, Jan - Dec 2019<sup>2</sup>

