

Italy weekly snapshot - 26 Apr 2020

(The charts below are based on figures from the Italian Ministry of Interior and UNHCR estimates. All figures are provisional and subject to change)

Total arrivals (1 Jan - 26 Apr 2020):	3,365
Total arrivals (1 Jan - 26 Apr 2019):	667
Total arrivals 1 Apr - 26 Apr 2020	571
Total arrivals 1 Apr - 26 Apr 2019	141
Average daily arrivals in April 2020 so far:	22
Average daily arrivals in March 2020:	8

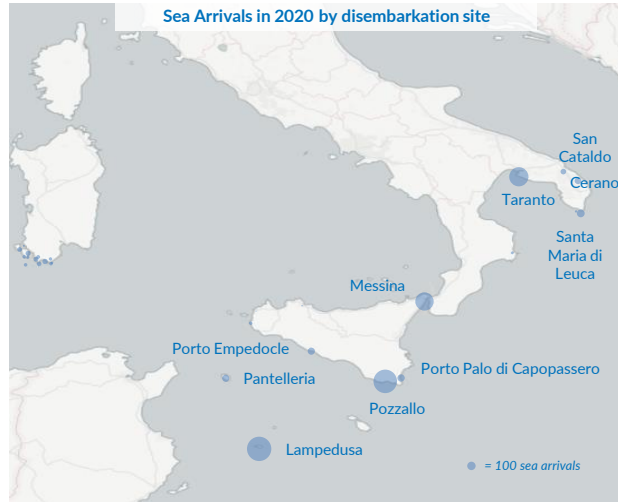
Dead and missing in 2020 - Central Med (as of 26 Apr)	54
Dead and missing in 2020 - Mediterranean Sea (as of 26 Apr)	179
Dead and missing in 2019 - Central Med (as of 26 Apr)	258
Dead and missing in 2019 - Mediterranean Sea (as of 26 Apr)	421
Dead and missing in 2019 - Central Med	754
Dead and missing in 2019 - Mediterranean Sea	1,336

2019: further 8 incidents, for a total of 547 people involved, were reported but are still under verification
 2020: 1 incident of 91 people involved is still under verification

Estimated # of arrivals during the last seven days **88**

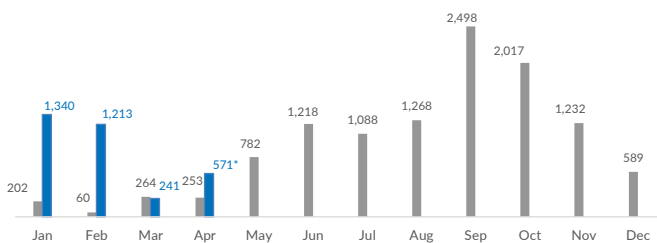
(Based on arrivals or registration figures collected by UNHCR staff)

Mon, 20 Apr 2020	0
Tue, 21 Apr 2020	0
Wed, 22 Apr 2020	0
Thu, 23 Apr 2020	32
Fri, 24 Apr 2020	0
Sat, 25 Apr 2020	56
Sun, 26 Apr 2020	0



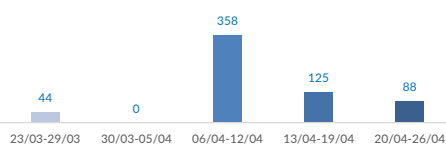
Arrivals per month

■ 2019 ■ 2020



* (as of 26 Apr 2020)

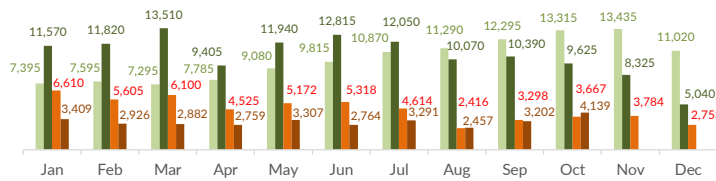
Sea arrivals of last weeks



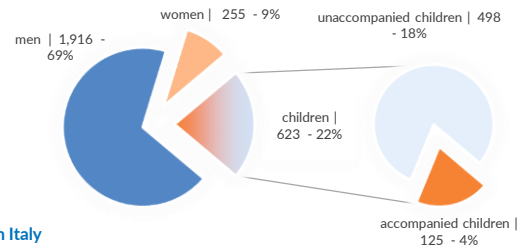
Asylum applications

(Applications are not necessarily lodged by new arrivals)

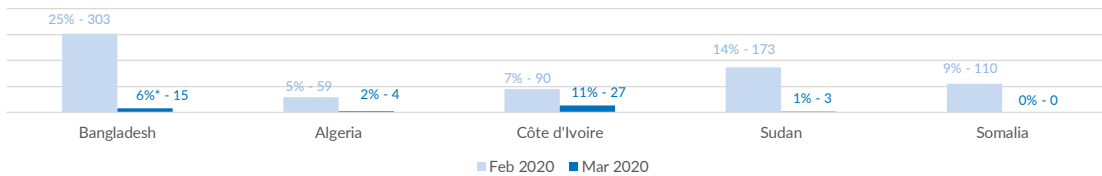
■ 2016 ■ 2017 ■ 2018 ■ 2019



Sea arrivals by gender and age - Jan-Mar 2020



Most common sea arrival nationalities in Italy (comparison with previous month)



* % of the monthly total

Estimated daily sea arrivals in 2020

