

Asylum Statistical Overview in 2020

as of 30 April 2020

162

Asylum applications

0

Decisions on granting refugee status

1

Decisions on granting complementary protection

127

Otherwise closed

9%

Recognition rate

40%

Asylum applications were processed through detention

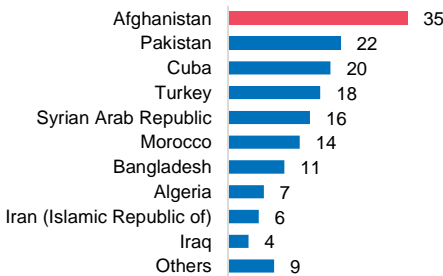
Arrivals and asylum applications



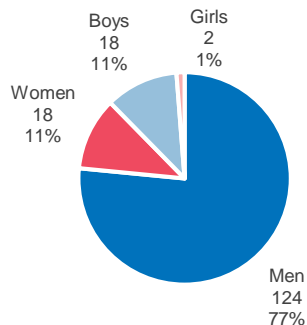
Asylum applications from applicants transferred from detention



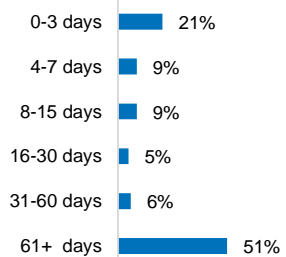
Most common country of origin of asylum seekers




Age/Gender breakdown



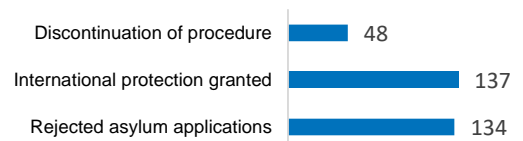
Number of days of presence in the country



First instance procedure decisions (# of persons)



Estimated average length of rendering decision (number of days)



Asylum statistics are provided by the Ministry of Interior.

Information is based on findings of UNHCR staff and partners. If you use this content, please refer to UNHCR as source.

CONTACTS: Information Management: Aleksandar Naskov; PI/ER: Ljubinka Brashnarska +389 2 3118 641