

Italy weekly snapshot - 31 May 2020

(The charts below are based on figures from the Italian Ministry of Interior and UNHCR estimates. All figures are provisional and subject to change)

Total arrivals (1 Jan - 31 May 2020):	5,119
Total arrivals (1 Jan - 31 May 2019):	1,561
Total arrivals 1 May - 31 May 2020	1,654
Total arrivals 1 May - 31 May 2019	782
Average daily arrivals in May 2020 so far:	53
Average daily arrivals in April 2020:	22

Dead and missing in 2020 - Central Med (as of 31 May)	54
Dead and missing in 2020 - Mediterranean Sea (as of 31 May)	182

Dead and missing in 2019 - Central Med (as of 31 May)	322
Dead and missing in 2019 - Mediterranean Sea (as of 31 May)	530

Dead and missing in 2019 - Central Med	754
Dead and missing in 2019 - Mediterranean Sea	1,336

2019: further 8 incidents, for a total of 547 people involved, were reported but are still under verification
 2020: 1 incident of 91 people involved is still under verification

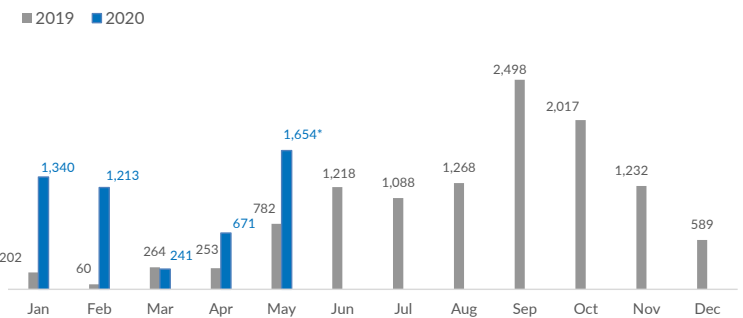
Estimated # of arrivals during the last seven days	382
---	------------

(Based on arrivals or registration figures collected by UNHCR staff)

Mon, 25 May 2020	40
Tue, 26 May 2020	71
Wed, 27 May 2020	0
Thu, 28 May 2020	186
Fri, 29 May 2020	0
Sat, 30 May 2020	0
Sun, 31 May 2020	85

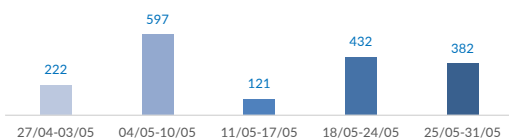


Arrivals per month



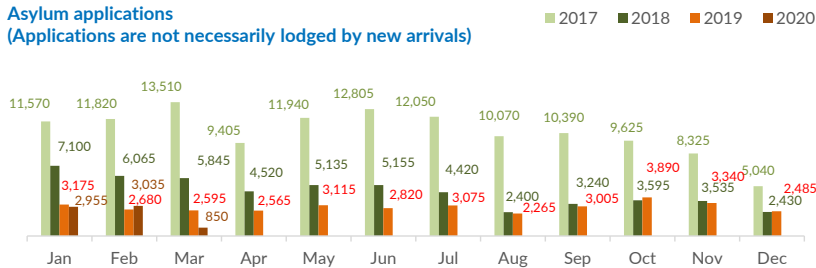
* (as of 31 May 2020)

Sea arrivals of last weeks

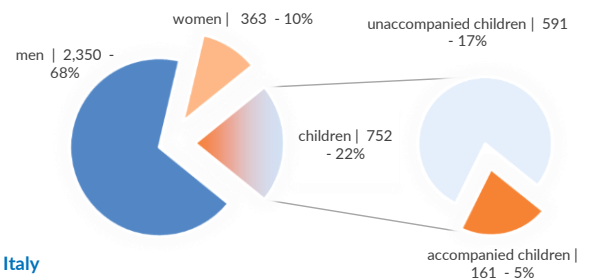


Asylum applications

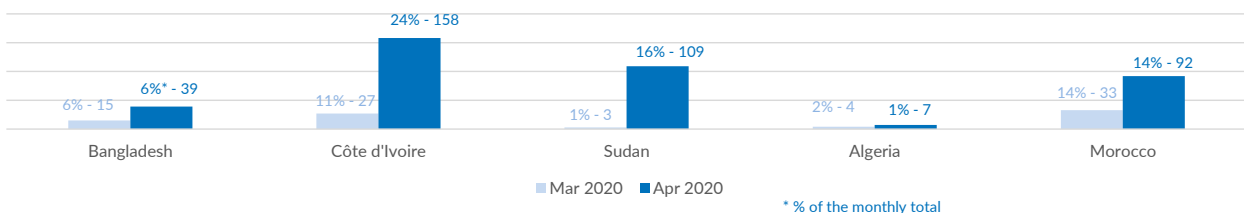
(Applications are not necessarily lodged by new arrivals)



Sea arrivals by gender and age - Jan -Apr 2020



Most common sea arrival nationalities in Italy (comparison with previous month)



* % of the monthly total

Estimated daily sea arrivals in 2020

