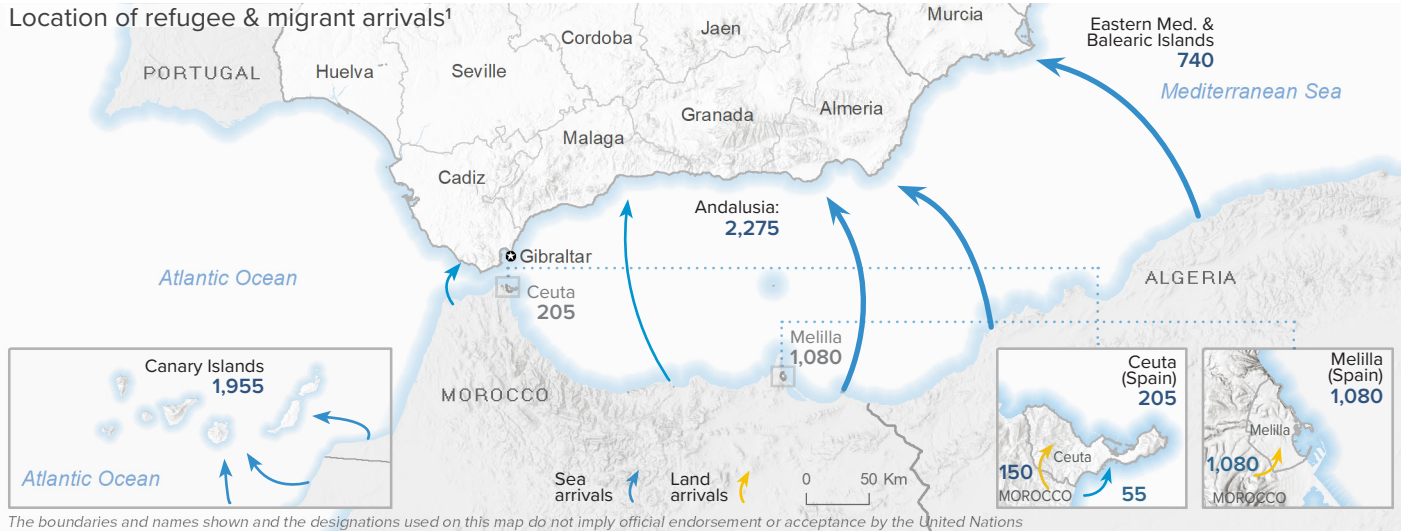


SPAIN SEA AND LAND ARRIVALS

1 Jan- 30 Apr 2020

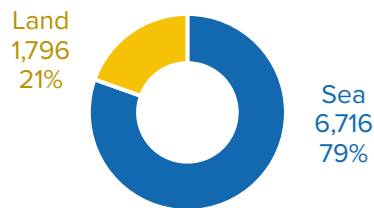
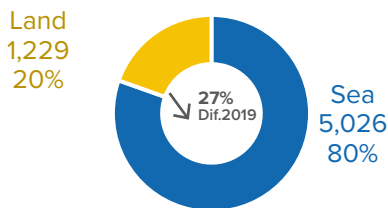
Location of refugee & migrant arrivals¹



6,255 Jan-Apr 2020

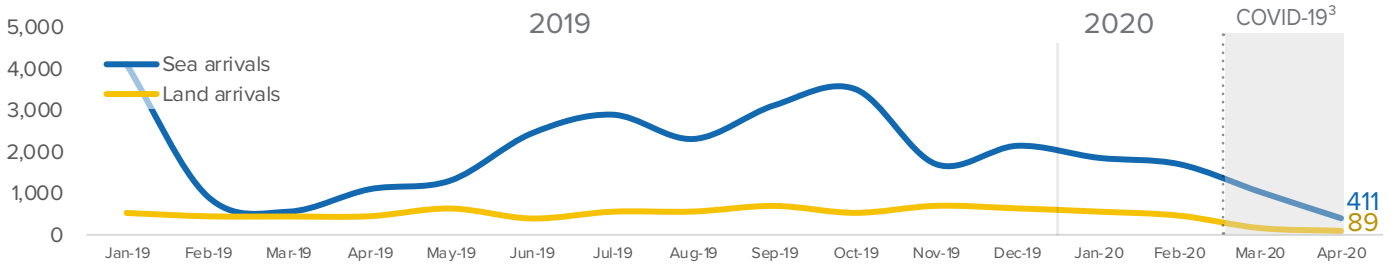
8,512 Jan-Apr 2019

Dead and Missing²

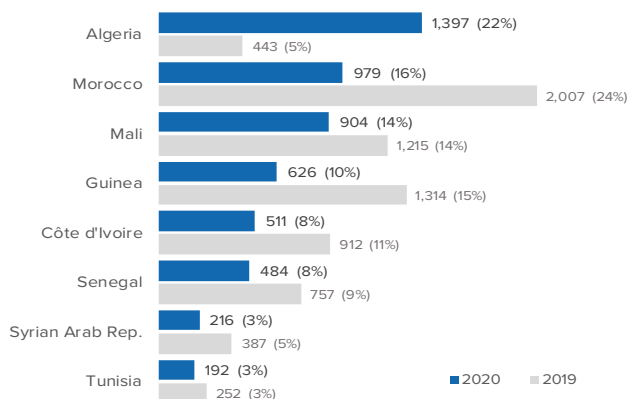


176 Jan-Apr 2020
163 Jan-Apr 2019
8%

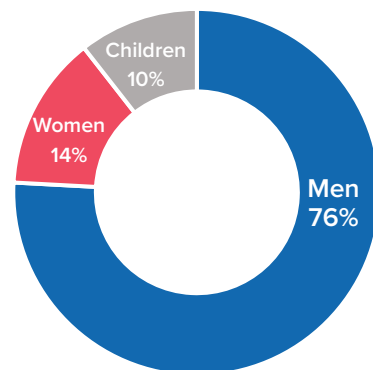
Arrivals trend by month



Most common nationalities of arrivals, Jan-Apr 2020



Demography of arrivals, Jan-Apr 2020



The charts in this document are based on figures from the Ministry of Interior and UNHCR estimates. All figures are provisional and subject to change.

The figures depicted here do not include arrivals to Spain by air.

¹Arrivals in the Andalusian Coast (Strait of Gibraltar, Malaga, Motril and Almeria) are based on UNHCR estimates.

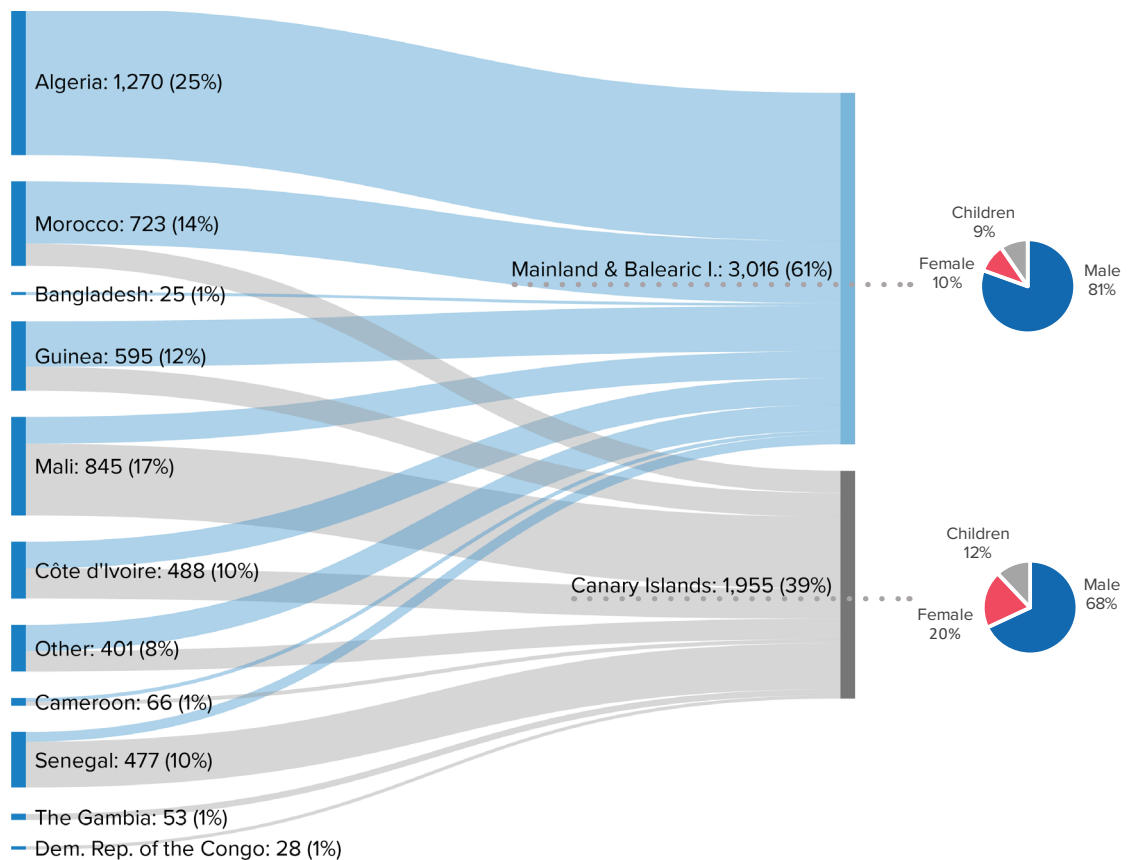
²Includes events that took place on the Western Mediterranean route as well as the Western African route to the Canary Islands.

³Strict border restrictions have applied since 15 March 2020, due to the COVID-19 pandemic.

ARRIVALS to Andalusia, Eastern Med.⁴ & Canary Islands: 4,971 Jan-Apr 2020


 ↓ 23%
 Dif. 2019

Country of origin and arrival location



ARRIVALS to Ceuta & Melilla⁵: 1,284 Jan-Apr 2020

 ↓ 36%
 Dif. 2019

Ceuta: country of origin



Melilla: country of origin


⁴Eastern Med. includes Catalonia, Valencian Community and Murcia.

⁵Ceuta & Melilla sea and land arrivals. Includes only accompanied children data. Unaccompanied separated children data unavailable.