

SPAIN ASYLUM APPLICATIONS

1 Jan - 31 May 2020

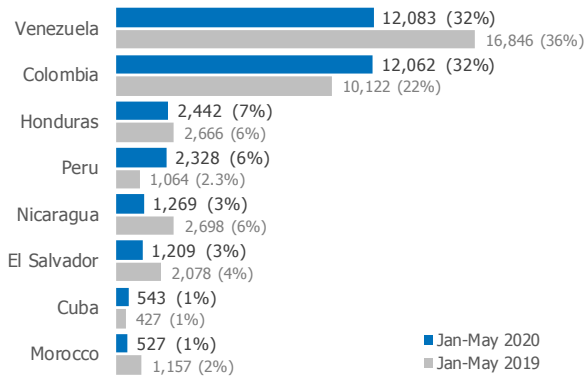


37,366 Asylum app. ↓ 20% Dif. 2019

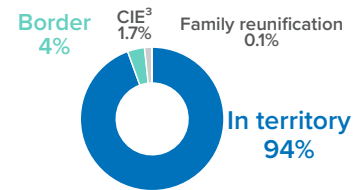
3% Recognition rate
67% Protection rate¹

140,790 Pending app.²

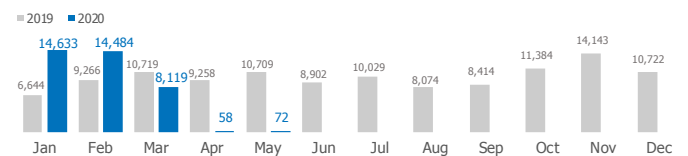
Most common nationalities of asylum applications



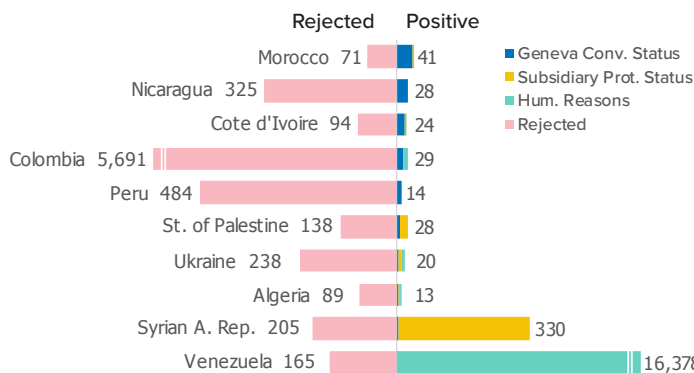
Asylum applications by place of submission



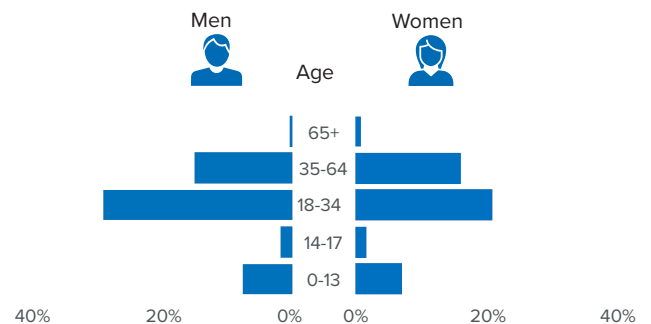
Asylum applications per month



Eligibility Commission proposals⁴: 25,671



Number of asylum applications by gender/age⁵



Source: Unless otherwise indicated, provisional figures published by the Asylum and Refugee Office, Ministry of Interior, Spain.

¹Protection rate: includes refugee status, subsidiary protection, and persons granted authorization to stay for humanitarian reasons.

²Eurostat: May 2020

³CIE: Detention centre for foreigners (In Spanish: *Centro de Internamiento de Extranjeros*, CIE).

⁴Decisions by the Interministerial Eligibility Commission recommended to the Minister of Interior. ⁵ Eurostat: May 2020

Asylum applications by province of registration

