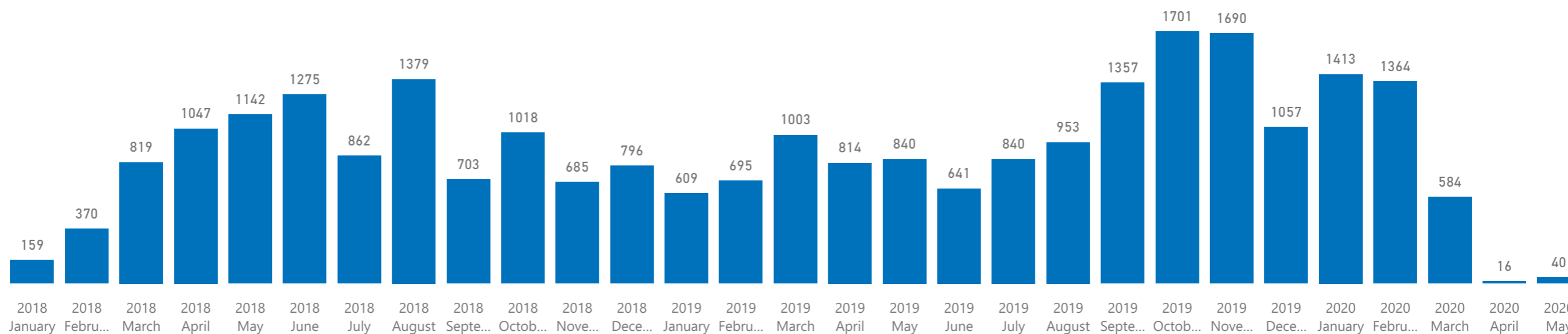




Monthly applications since 2018

Applications by Year and Month



2018-19-20
Key figures

3417

New Applications in 2020

12K

New Applications in 2019

10K

New Applications in 2018

7

Recognized Refugees in 2020

51

Recognized Refugees in 2019

85

Recognized Refugees in 2018

Summary of key trends observed

- In May the number of arrivals in the region has increased by 145% compared to the previous month. This is an indication that COVID-19 situation and potentially the end of the crisis is not stopping the mixed migration flows. However due to some country internal situation or measures movements could be constraints. The reported intentions to apply for asylum started again after a stop due to COVID-19, the intentions were multiplied by almost 5 compared to April. At the same time, the overall number of submitted asylum applications in the Western Balkans has increased of 150% compared to April.

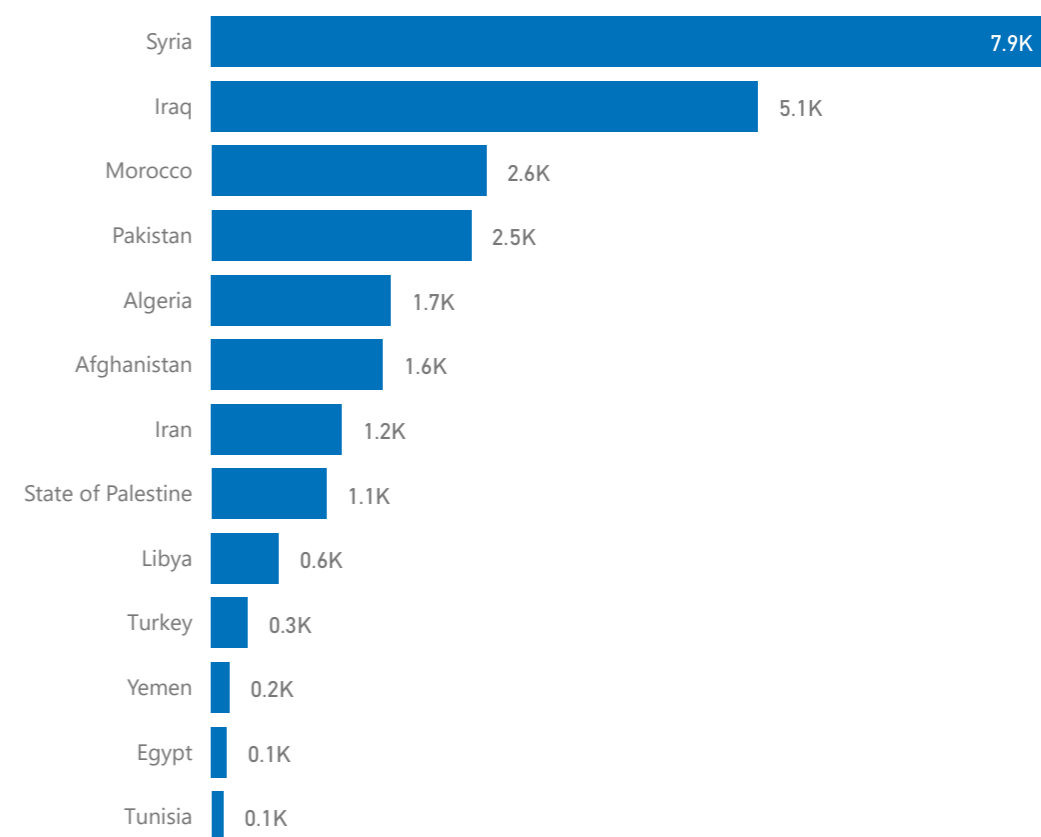
- In comparison to data reported in April 2020, the percentage of submitted intentions that turned into actual asylum applications in May 2020 has decreased of 1 point with a rate of 16% of them. With the change of policy in Kosovo* and with retroactive updates currently ongoing, this rate may change again.

- For this may, unless rejections no first instance decisions were reached from the total of 3,417 asylum applications in 2020. The total number of new granted refugee status in 2020 is still 7 persons, in addition 8 persons were provided subsidiary protection status while 71 other applications were rejected. Since January 1357 submissions were closed, because applicants absconded the asylum procedure. The COVID-19 situation has reduced all activities and therefore the asylum procedures have been impacted drastically, however in May 9 interviews were conducted in the region. Therefore, it's a sign that asylum procedure is starting again.

- The total number of pending decisions recorded stands at 1,026 for the month of May. This is a decrease of 20% compared to April. The capacity of asylum authorities remains low compared to the total number of asylum applications in the region.

- In 2020, women represent over 18.6% (635) of the yearly new applications. In addition, there were 682 children including 88 UASC (12.9% of children) among applicants in 2020.

Applications in 2018-2019 by country of origin



Kosovo*: Designations of Kosovo* are without prejudice to positions on status, and are in line with the United Nations Security Council Resolution 1244 (1999). Data source: SEE Regional Asylum Statistics and UNHCR data available at <https://popstats.unhcr.org>. For further information or any questions concerning this factsheet please contact: Gabriel MATHIEU, mathieu@unhcr.org. In most cases, data for this factsheet is provided by country level governmental institutions. Retroactive changes in data may occur.



2020

Key figures

3417

New Applications of which:

88

Unaccompanied or separated children*

7

Recognized Refugees

8

Subsidiary Protection

71

Rejected

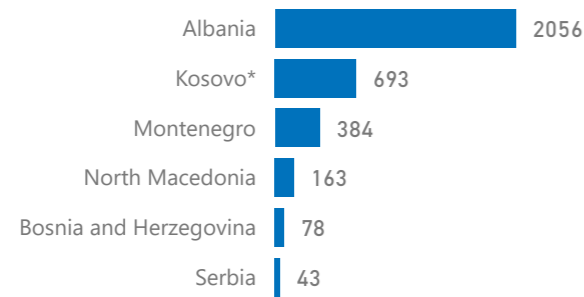
1387

Closed cases

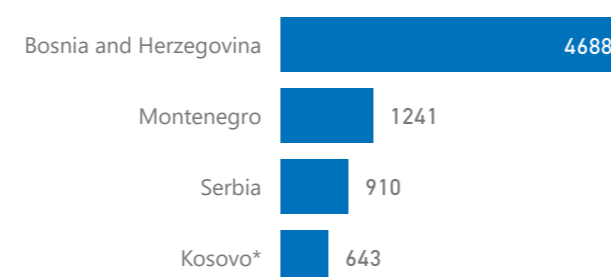
*disaggregated figures by age/gender are not always available

New Applications Regional Trends

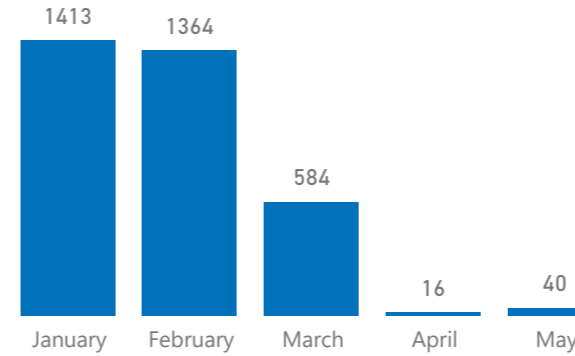
Total New Asylum Applications by Country of Asylum



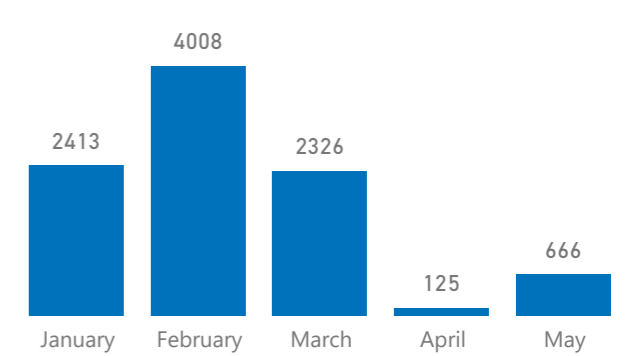
Total Asylum Intentions by Country of Asylum



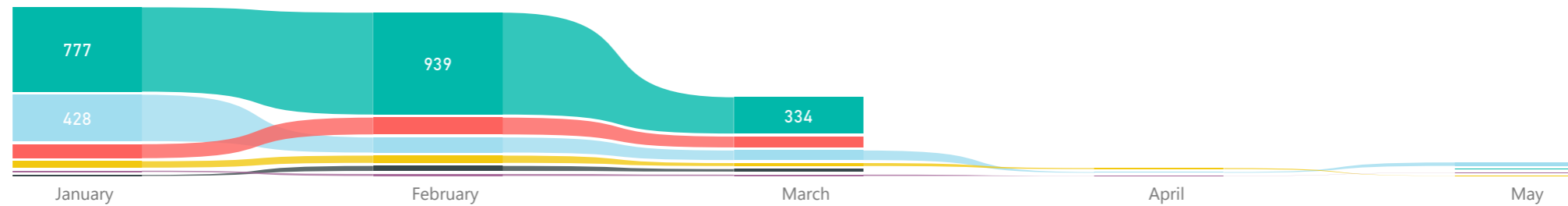
Total New Asylum Applications by Month



Total New Asylum Intentions by Month

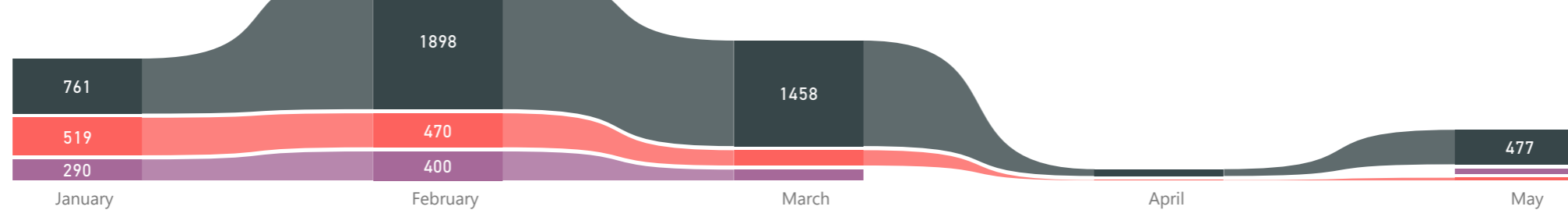


New Asylum Applications by Month and Country of Asylum



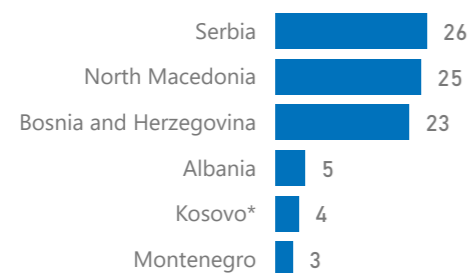
- Albania
- Bosnia and Herzegovina
- Kosovo*
- Montenegro
- North Macedonia
- Serbia

New Asylum Intentions by Month and Country of Asylum

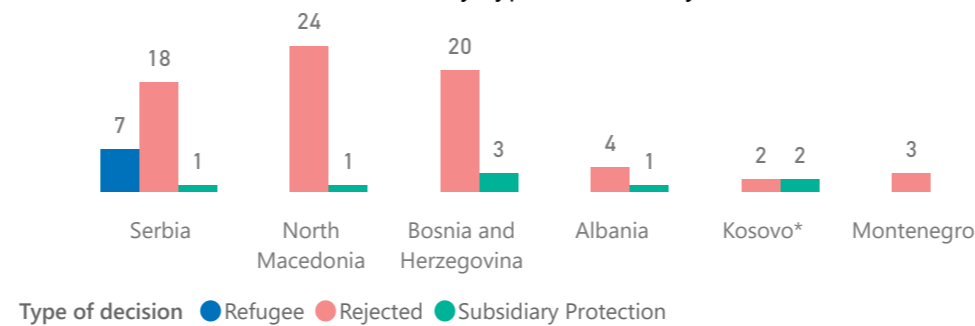


First Instance Decisions Trends

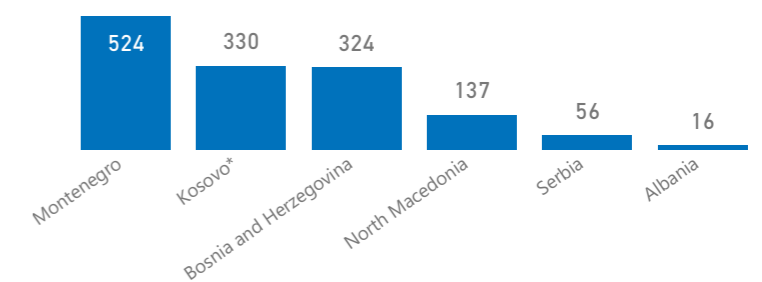
Total Decisions by Country of Asylum



First instance Decisions by Type and Country



Total Otherwise Closed Applications by Country



Kosovo*: Designations of Kosovo* are without prejudice to positions on status, and are in line with the United Nations Security Council Resolution 1244 (1999).

Data source: SEE Regional Asylum Statistics and UNHCR data available at <https://popstats.unhcr.org>. For further information or any questions concerning this factsheet please contact: Gabriel Mathieu, mathieu@unhcr.org

In most cases, data for this factsheet is provided by country level governmental institutions. Retroactive changes in data may occur.

May 2020
Key figures*

40
New Applications

1
Women

4
Children including:

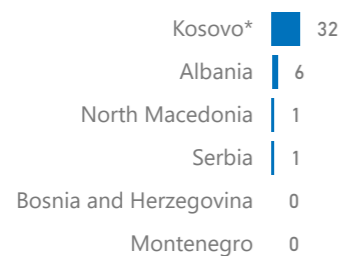
2
Unaccompanied or separated child(ren)

1022
Pending opened asylum applications

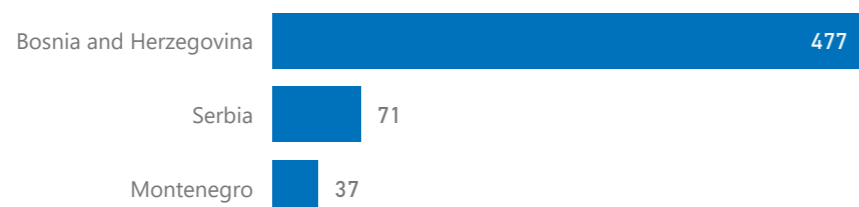
*disaggregated figures by age/gender are not always

Monthly New Applications

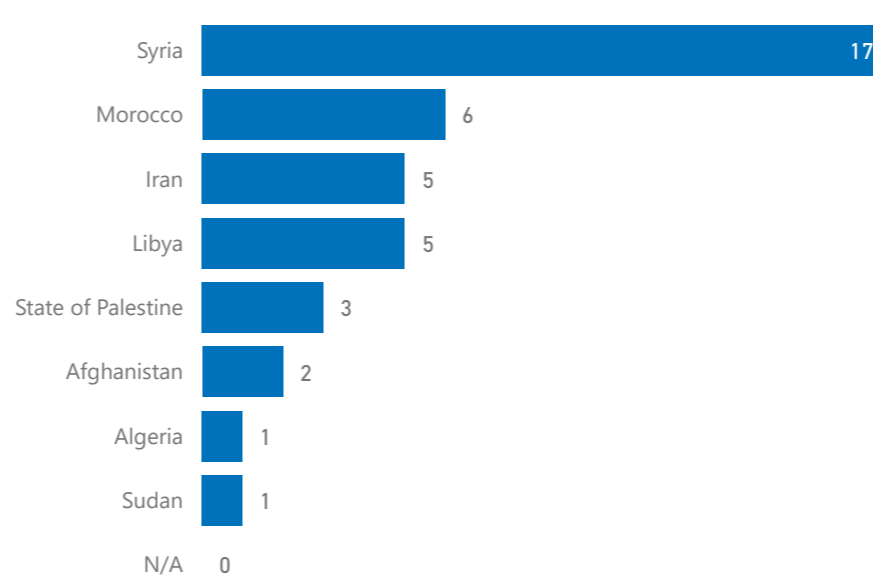
Monthly New Asylum Applications by Country of Asylum



Monthly New Intentions to Seek Asylum by Reporting Country



Monthly New Asylum Applications by Country of Origin (Top 10)




Monthly Otherwise Closed Applications by Nationality (Top 10)




Monthly First Instance Decisions

Monthly Decisions by Type of Decision



Monthly Interviews by Country of Asylum

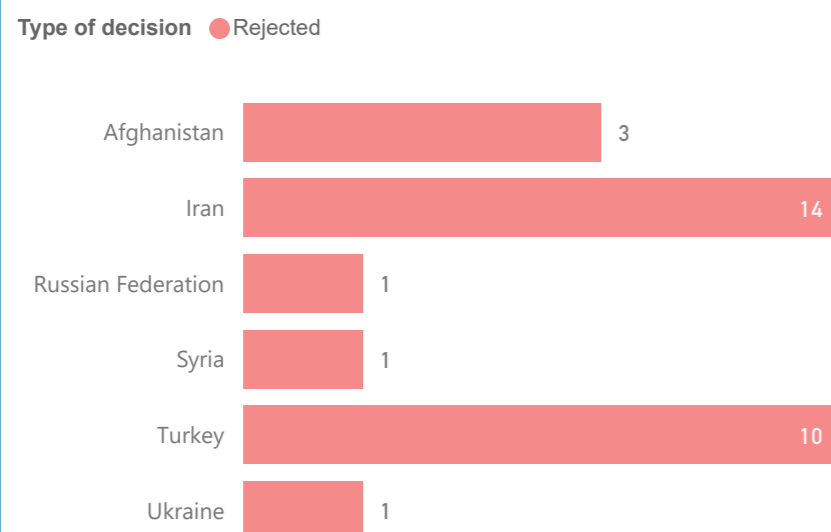


Average Length of Procedure (days) by Country

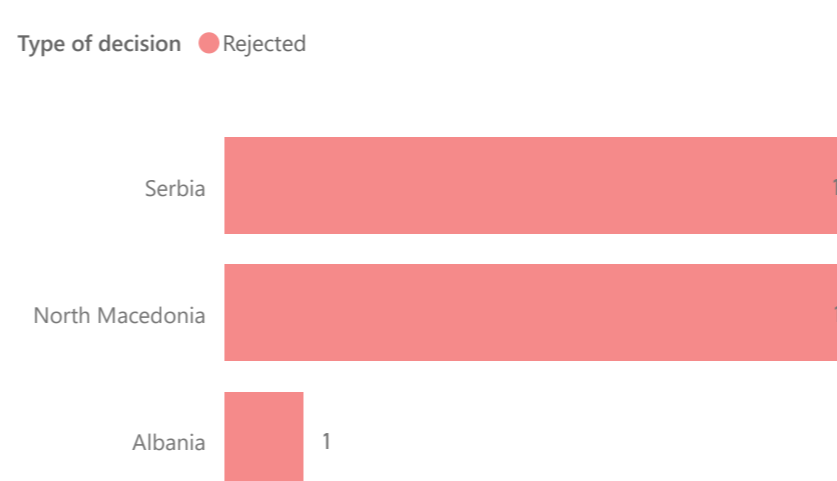
between application and decision

Montenegro	75
Kosovo*	92
Bosnia and Herzegovina	228

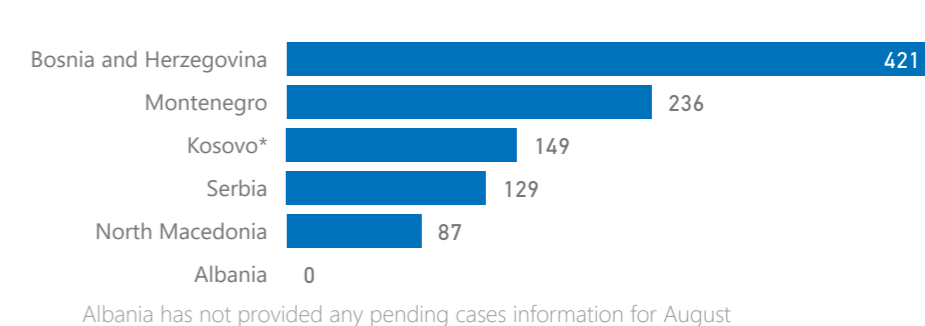
Monthly Type of Decisions by Nationality



Monthly Decisions by Country of Asylum and Type of Decision



Total Pending Asylum Applications by Country of Asylum



Kosovo*: Designations of Kosovo* are without prejudice to positions on status, and are in line with the United Nations Security Council Resolution 1244 (1999).
Data source: SEE Regional Asylum Statistics and UNHCR data available at <https://popstats.unhcr.org>. For further information or any questions concerning this factsheet please contact: Gabriel MATHIEU, mathieu@unhcr.org
In most cases, data for this factsheet is provided by country level governmental institutions. Retroactive changes in data may occur.