

Total Active Registered Syrians

657,960



Urban

532,857

81.0%



Camps

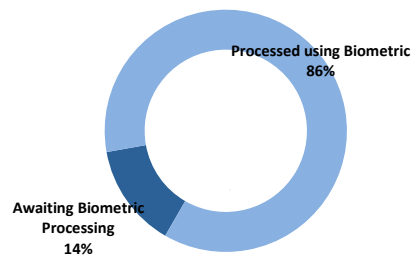
125,103

19.0%

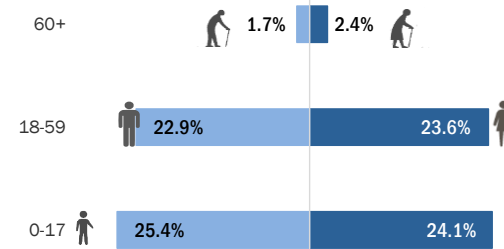
Standard Age and Gender

Age	0-4	5-11	12-17	18-35	36-59	60+	Total	%
Female	45,050	67,605	45,846	95,357	59,848	15,557	329,263	50.0%
Male	47,496	71,609	47,941	96,441	54,144	11,066	328,697	50.0%
Total	92,546	139,214	93,787	191,798	113,992	26,623	657,960	100%
	14.1%	21.2%	14.3%	29.2%	17.3%	4.0%		

Biometric Statistics (IRIS)



Age-Gender Breakdown



26,623
4.0%

305,790
46.5%

325,547
49.5%

Place of Origin

Dar'a	262,470	39.9%
Homs	106,377	16.2%
Aleppo	74,733	11.4%
Rural Damascus	74,686	11.4%
Damascus	46,799	7.1%
Hama	37,844	5.8%
Ar-raqqa	18,189	2.8%
Idleb	12,300	1.9%
Deir-ez-zor	7,558	1.1%
Other	5,442	0.8%
Al-hasakeh	5,411	0.8%
Quneitra	2,806	0.4%
As-sweida	1,605	0.2%
Lattakia	1,368	0.2%
Tartous	372	0.1%

Specific Needs

Serious medical condition	60,092	9.1%
Specific legal and physical protection needs	33,344	5.1%
Child at risk	27,006	4.1%
Disability	24,725	3.8%
Single parent	16,832	2.6%
Woman at risk	12,259	1.9%
Older person at risk	6,073	0.9%
Unaccompanied or separated child	2,337	0.4%
Total	182,668	27.8%

* An individual can have more than one specific need

Registration Trend

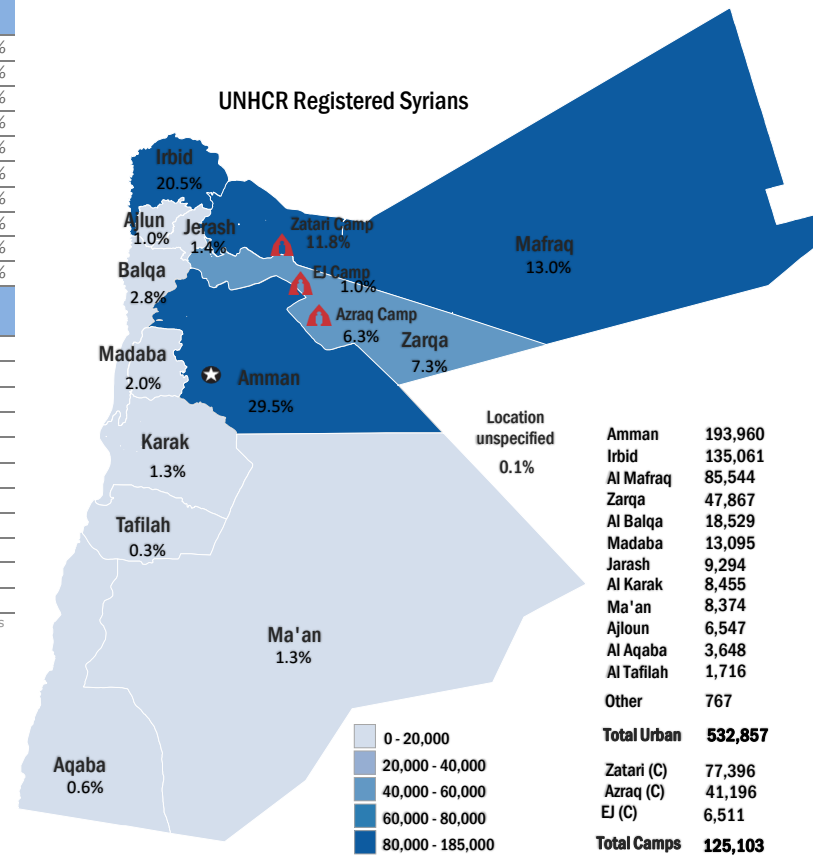
2011	130,204	12.1%
2012	667,420	62.3%
2013	14,546	1.4%
2014	108,686	10.1%
2015	43,017	4.0%
2016	52,233	4.9%
2017	28,625	2.7%
2018	26,924	2.5%
2019	22,143	2.1%
2020	4,381	0.4%

Arrivals

Pre-2011	10,296	1.6%
2011	21,269	3.2%
2012	149,123	22.7%
2013	248,121	37.7%
2014	59,369	9.0%
2015	13,924	2.1%
2016	24,457	3.7%
2017	2,836	0.4%
2018	2,221	0.3%
2019	1,180	0.2%
2020	24	0.0%

* The new arrivals excludes newborn babies who will be represented under the

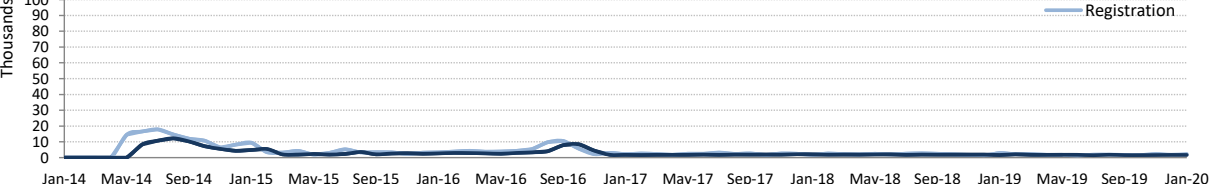
UNHCR Registered Syrians



Amman	193,960
Irbid	135,061
Al Mafraq	85,544
Zarqa	47,867
Al Balqa	18,529
Madaba	13,095
Jarash	9,294
Al Karak	8,455
Ma' an	8,374
Ajloun	6,547
Al Aqaba	3,648
Al Tafilah	1,716
Other	767
Total Urban	532,857
Zatari (C)	77,396
Azraq (C)	41,196
EJ (C)	6,511
Total Camps	125,103

* Coloured map only reflects refugees living outside camps.

Syrian Registration Trend since 01 March 2011



Interagency Portal: <http://data.unhcr.org/Syrianrefugees>
 UNHCR on the web: <http://www.unhcr.org>
 UNHCR on Social network: <http://www.facebook.com/UNHCRJordan> ; <http://twitter.com/ZaatariCamp>
 Prepared by Data Analysis Group | Jordan