SUDAN: KHARTOUM POPULATION DASHBOARD

Refugees from South Sudan

as of 30 June 2020

Total number of refugees[1]	283,847
UNHCR/COR[2] registered refugees	84,568
IPP[3] registered and/or unregistered	199,279
Total arrivals in 2020	-
Total arrivals in June 2020	-

1 Government sources estimate the number of South Sudanese refugees in Sudan to be higher; however, data requires verification.
2 Commission for Refugees
3 Immigration and Passport Police

BY DATA SOURCE



Biometric registration (30%)
IPP Registered & Unregistered (70%)

POPULATION DISTRIBUTION



Out-of-camp registered with UNHCR/COR (30%)
Out-of-camp - IPP registered & unregistered (70%)

AGE-GENDER BREAKDOWN[4]

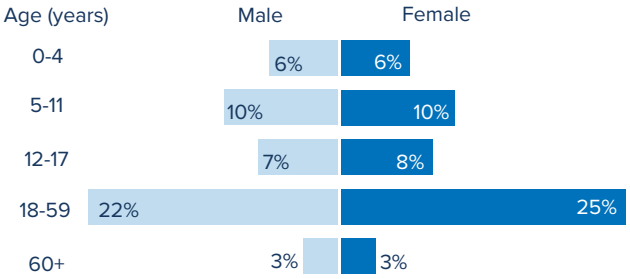

4 Population distribution statistics are based on biometrically registered individuals only

SCHOOL- AGED CHILDREN (6-17 YRS)[4]

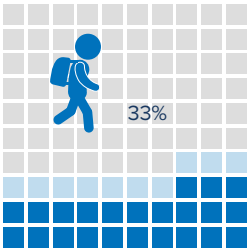

Primary '6-13 yrs' (23%)
Secondary '14-17 yrs' (10%)

REPRODUCTIVE-AGED WOMEN/GIRLS (13-49 YRS)[4]

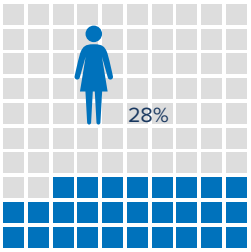

HOUSEHOLD DISTRIBUTION[4]

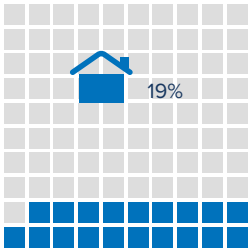

Women-headed (19%)

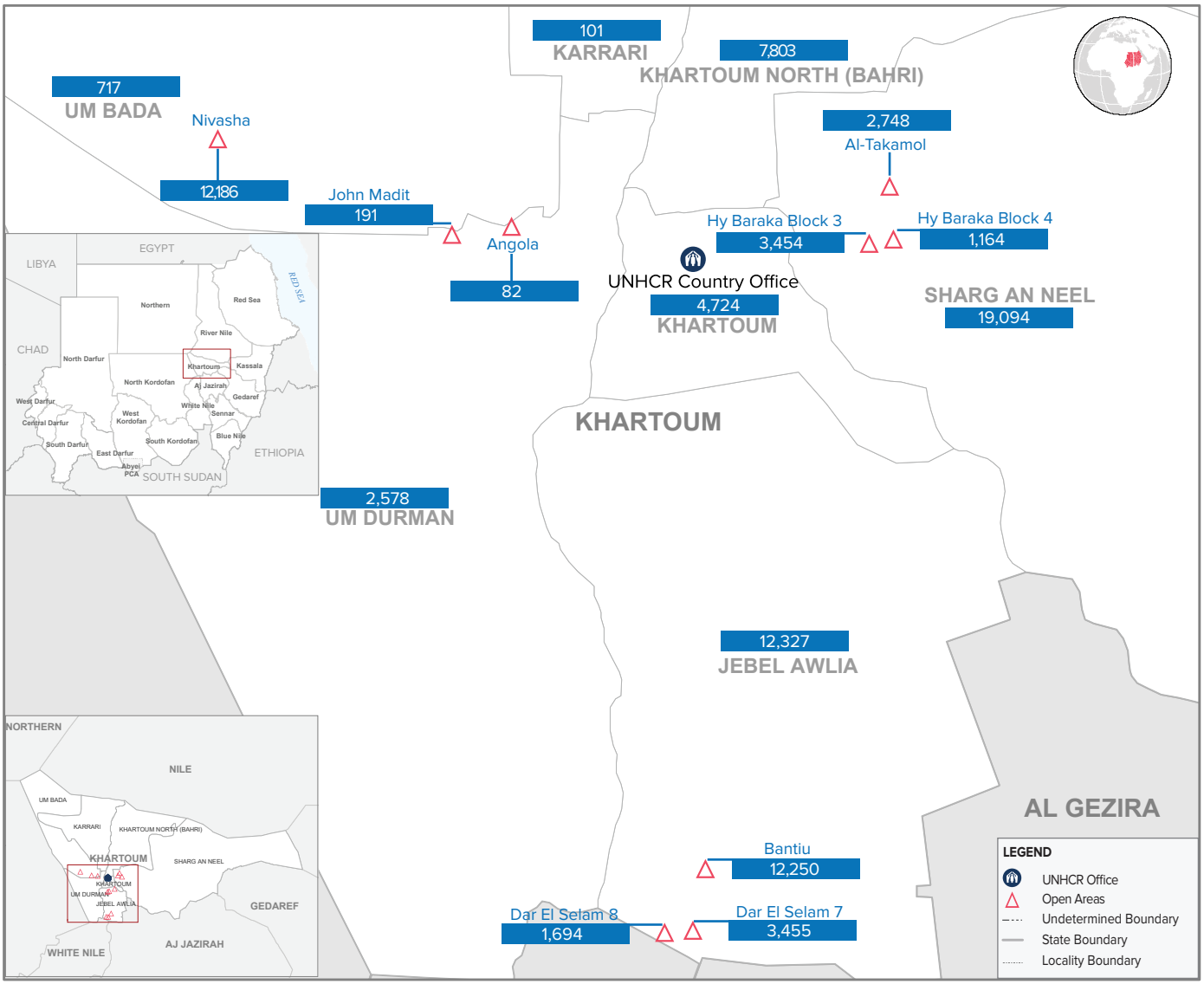

The boundaries and names shown and the designations used on this map do not imply official endorsement or acceptance by the United Nations.

Sources: UNHCR, COR
For Feedback Contact: UNHCR, Information Management Unit, SUDKHIM@unhcr.org

Refugees from South Sudan

as of 30 June 2020

POPULATION FIGURES BY LOCALITY

Locality	Total refugees from South Sudan					By Data Source		
	Previous population as of 31 May 2020	Increases		Decreases	Current population as of 30 June 2020	UNHCR/COR registered refugees		IPP registered & Unregistered
		New arrivals (Inds)	Other increases (Inds)	Individuals		Individually registered	HH pre-registration	
JEBEL AWLIA	87,613	-	3	3	87,613	29,726	-	57,887
SHARG AN NEEL	57,642	-	4	4	57,642	26,460	-	31,182
UM BADA	38,928	-	-	-	38,928	717	-	38,211
UM DURMAN	31,250	-	-	3	31,247	15,037	-	16,210
KHARTOUM NORTH (BAHRI)	28,265	-	-	-	28,265	7,803	-	20,462
KHARTOUM	20,946	-	-	-	20,946	4,724	-	16,222
KARRARI	19,206	-	-	-	19,206	101	-	19,105
TOTAL	283,850	-	7	10	283,847	84,568	-	199,279

AGE-GENDER BREAKDOWN OF POPULATION IN CAMP

CAMPS	0-4			5-11			12-17			18-59			60+			GRAND TOTAL		
	F	M	Total	F	M	Total	F	M	Total	F	M	Total	F	M	Total	F	M	Total
AL TAKAMOL	120	134	254	293	279	572	254	201	453	705	591	1,296	76	97	173	1,446	1,302	2,748
HY BARAKA BLOCK 3	153	156	309	358	374	732	279	254	533	867	757	1,624	81	175	256	1,738	1,716	3,454
HY BARAKA BLOCK 4	64	79	143	128	138	266	113	97	210	301	182	483	24	38	62	630	534	1,164
BANTIU	743	704	1,447	1,358	1,363	2,721	1,053	1,020	2,073	2,973	2,231	5,204	413	392	805	6,540	5,710	12,250
DAR EL SELAM 7	177	180	357	367	366	733	288	274	562	889	677	1,566	111	126	237	1,832	1,623	3,455
DAR EL SELAM 8	81	80	161	169	199	368	155	167	322	432	299	731	48	64	112	885	809	1,694
ANGOLA	3	1	4	2	7	9	4	9	13	27	16	43	4	9	13	40	42	82
NIVASHA	739	739	1,478	1,310	1,325	2,635	922	931	1,853	3,008	2,310	5,318	444	458	902	6,423	5,763	12,186
JOHN MADIT	13	14	27	21	18	39	12	16	28	52	34	86	6	5	11	104	87	191
TOTAL	2,093	2,087	4,180	4,006	4,069	8,078	3,069	2,947	6,047	9,254	7,097	16,351	1,207	1,364	2,571	19,638	17,586	37,224

Sources: UNHCR, COR

For Feedback Contact: UNHCR, Information Management Unit, SUDKHIM@unhcr.org

UNHCR
The UN Refugee Agency

SUDAN: EAST DARFUR POPULATION DASHBOARD

Refugees from South Sudan

as of 30 June 2020

Total number of refugees[1]	77,787
UNHCR/COR[2] registered refugees	61,985
IPP[3] registered and/or unregistered	15,802
Total arrivals in 2020	6,644
Total arrivals in June 2020	876

[1] Government sources estimate the number of South Sudanese refugees in Sudan to be higher; however, data requires verification.
[2] Commission for Refugees
[3] Immigration and Passport Police

BY DATA SOURCE



- Biometric registration (71%)
- Household Pre-Registration (9%)
- IPP Registered & Unregistered (20%)

POPULATION DISTRIBUTION



- Camp population registered with UNHCR/COR (54%)
- Out-of-camp registered with UNHCR/COR (26%)
- Out-of-camp - IPP registered & unregistered (20%)

AGE-GENDER BREAKDOWN [4]

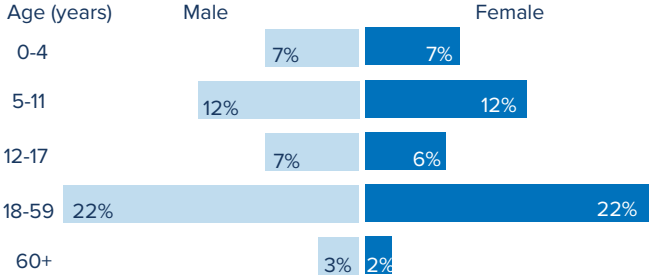

SCHOOL- AGED CHILDREN (6-17 YRS) [4]

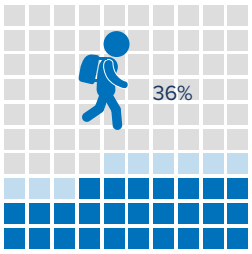

- Primary '6-13 yrs' (27%)
- Secondary '14-17 yrs' (9%)

REPRODUCTIVE-AGED WOMEN/GIRLS (13-49 YRS)[4]

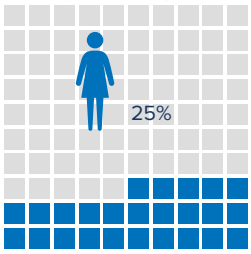

HOUSEHOLD DISTRIBUTION[4]

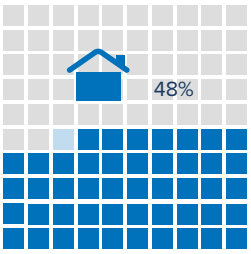

- Women-headed (47%)
- Child-headed (1%)

[4]Population distribution statistics are based on biometrically registered individuals only

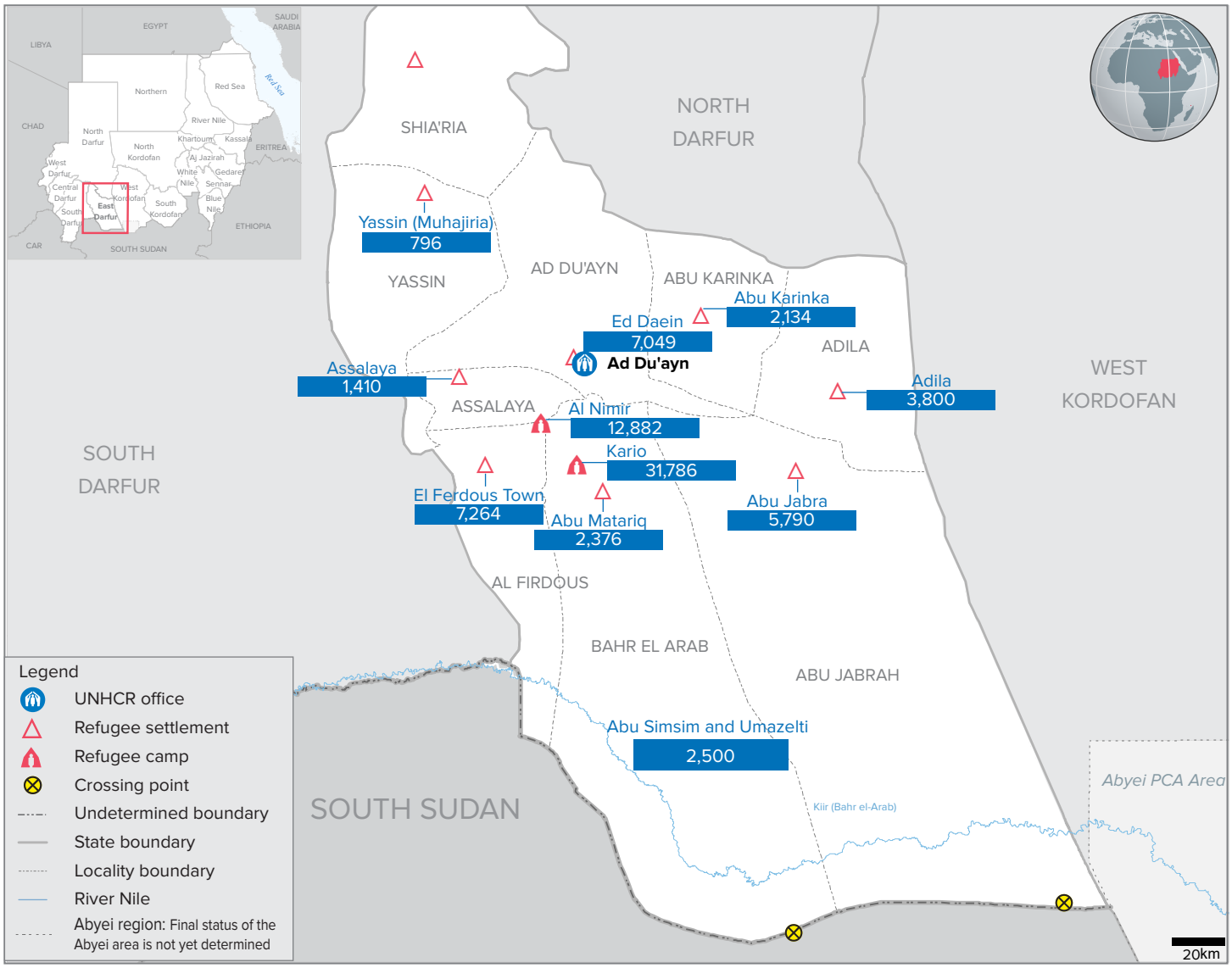

The boundaries and names shown and the designations used on this map do not imply official endorsement or acceptance by the United Nations.

Sources: UNHCR, COR, IPP, Humanitarian Aid Commission (HAC), IOM
For Feedback Contact: UNHCR, Information Management Unit, SUDKHIM@unhcr.org

Refugees from South Sudan

as of 30 June 2020

POPULATION FIGURES BY LOCALITY

Locality	Total refugees from South Sudan					By Data Source		
	Previous population as of 31 May 2020	Increases		Decreases	Current population as of 30 June 2020	UNHCR/COR registered refugees		IPP registered & Unregistered
		New arrivals (Inds)	Other increases (Inds)	Individuals		Individually registered	HH pre-registration	
BAHR AL ARAB	39,121	876	-	3,335	36,662	26,814	5,593	4,255
AD DU'AYN	7,049	-	-	-	7,049	29	-	7,020
ABU JABRAH	5,790	-	-	-	5,790	5,506	284	-
ASSALAYA	14,292	-	-	-	14,292	11,101	525	2,666
ADILA	3,800	-	-	-	3,800	2,830	970	-
AL FIRDOUS	7,264	-	-	-	7,264	5,933	-	1,331
ABU KARINKA	2,134	-	-	-	2,134	1,784	-	350
YASSIN	796	-	-	-	796	616	-	180
TOTAL	80,246	-	-	-	77,787	54,613	7,372	15,802

AGE-GENDER BREAKDOWN OF POPULATION IN CAMP

CAMPS	0-4			5-11			12-17			18-59			60+			GRAND TOTAL		
	F	M	Total	F	M	Total	F	M	Total	F	M	Total	F	M	Total	F	M	Total
AL NIMIR	994	977	1,971	1,658	1,624	3,282	1,036	1,019	2,055	3,012	2,151	5,163	248	163	411	6,948	5,934	12,882
KARIO	2,065	2,266	4,331	3,593	3,910	7,503	1,864	2,322	4,186	6,772	7,282	14,054	660	1,052	1,712	14,954	16,832	31,786
TOTAL	3,059	3,243	6,302	5,251	5,534	10,785	2,900	3,341	6,241	9,784	9,433	19,217	908	1,215	2,123	21,902	22,766	44,668

Sources: UNHCR, COR, IPP, Humanitarian Aid Commission (HAC), IOM
For Feedback Contact: UNHCR, Information Management Unit, SUDKHIM@unhcr.org

UNHCR
The UN Refugee Agency

SUDAN: NORTH DARFUR POPULATION DASHBOARD

Refugees from South Sudan

as of 30 June 2020

Total number of refugees[1]	24,473
UNHCR/COR[2] registered refugees	24,473
IPP[3] registered and/or unregistered	-
Total arrivals in 2020	-
Total arrivals in June 2020	-

BY DATA SOURCE



Biometric registration (100%)

POPULATION DISTRIBUTION



Out-of-camp registered with UNHCR/COR (100%)

[1] Government sources estimate the number of South Sudanese refugees in Sudan to be higher; however, data requires verification.
[2] Commission for Refugees
[3] Immigration and Passport Police

AGE-GENDER BREAKDOWN [4]

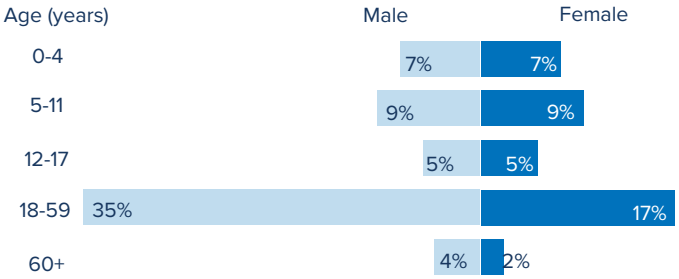

[4] Population distribution statistics are based on biometrically registered individuals only

SCHOOL- AGED CHILDREN (6-17 YRS) [4]

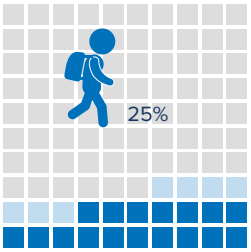

Primary '6-13 yrs' (17%)
Secondary '14-17 yrs' (7%)

REPRODUCTIVE-AGED WOMEN/GIRLS (13-49 YRS)[4]

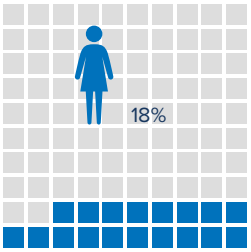

HOUSEHOLD DISTRIBUTION[4]

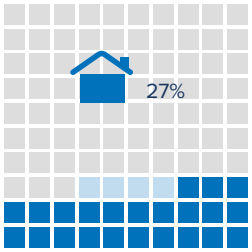

Women-headed (23%)
Child-headed (4%)

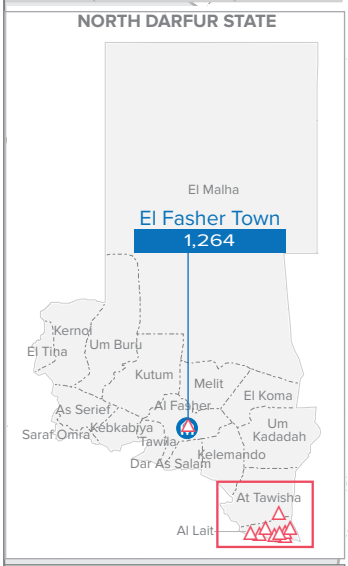

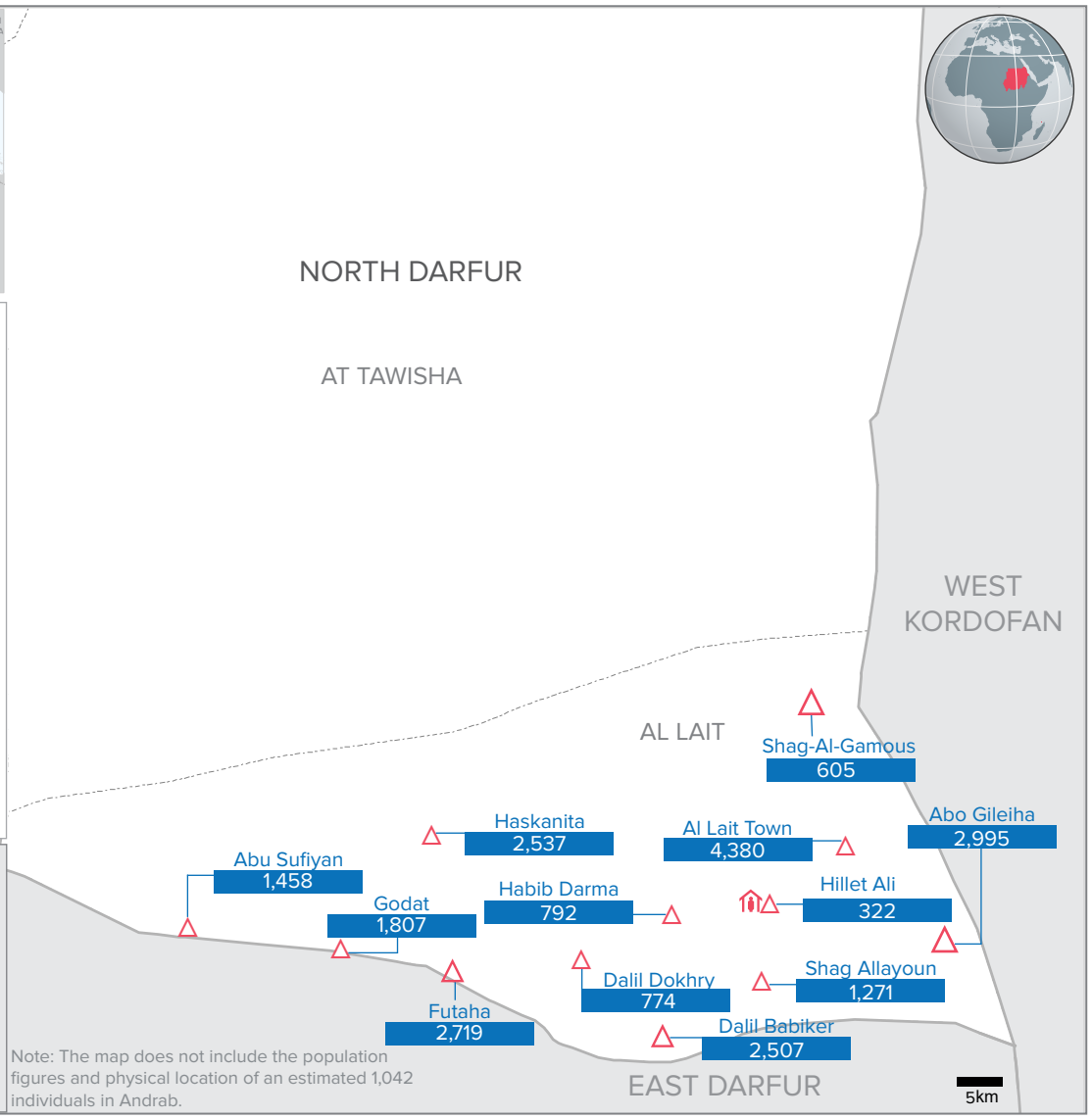

Note: The map does not include the population figures and physical location of an estimated 1,042 individuals in Andrab.

The boundaries and names shown and the designations used on this map do not imply official endorsement or acceptance by the United Nations.

Sources: UNHCR, COR
For Feedback Contact: UNHCR, Information Management Unit, SUDKHIM@unhcr.org

Refugees from South Sudan

as of 30 June 2020

POPULATION FIGURES BY LOCALITY

Locality	Total refugees from South Sudan					By Data Source		
	Previous population as of 31 May 2020	Increases		Decreases	Current population as of 30 July 2020	UNHCR/COR registered refugees		IPP registered & Unregistered
		New arrivals (Inds)	Other increases (Inds)	Individuals		Individually registered	HH pre-registration	
AL LAIT	23,209	-	-	-	23,209	23,209	-	-
AL FASHER	1,281	-	23	40	1,264	1,264	-	-
TOTAL	24,490	-	23	40	24,473	24,473	-	-

Sources: UNHCR, COR

For Feedback Contact: UNHCR, Information Management Unit, SUDKHIM@unhcr.org

SUDAN: SOUTH DARFUR POPULATION DASHBOARD

Refugees from South Sudan

as of 30 June 2020

Total number of refugees[1]	30,049
UNHCR/COR[2] registered refugees	28,427
IPP[3] registered and/or unregistered	1,622
Total arrivals in 2020	993
Total arrivals in June 2020	53

[1] Government sources estimate the number of South Sudanese refugees in Sudan to be higher; however, data requires verification.
[2] Commission for Refugees
[3] Immigration and Passport Police

BY DATA SOURCE

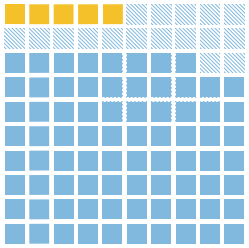

- Biometric registration (78%)
- Household Pre-Registration (17%)
- IPP registered (5%)

POPULATION DISTRIBUTION



- Out-of-camp registered with UNHCR/COR (95%)
- Out-of-camp - IPP registered & unregistered (5%)

AGE-GENDER BREAKDOWN [4]

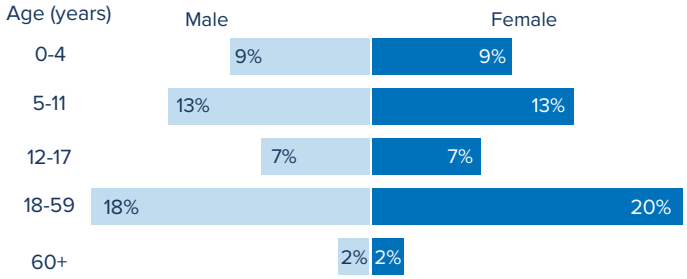

[4] Population distribution statistics are based on biometrically registered individuals only

SCHOOL- AGED CHILDREN (6-17 YRS) [4]

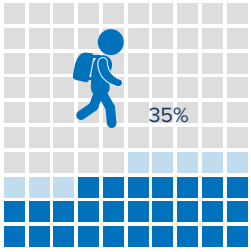

- Primary '6-13 yrs' (27%)
- Secondary '14-17 yrs' (8%)

REPRODUCTIVE-AGED WOMEN/GIRLS (13-49 YRS)[4]

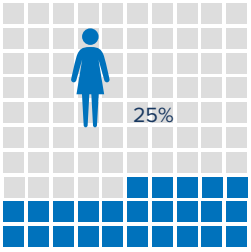

HOUSEHOLD DISTRIBUTION[4]

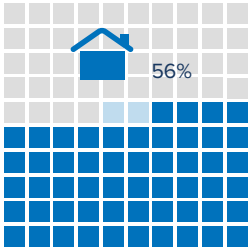

- Women-headed (54%)
- Child-headed (2%)

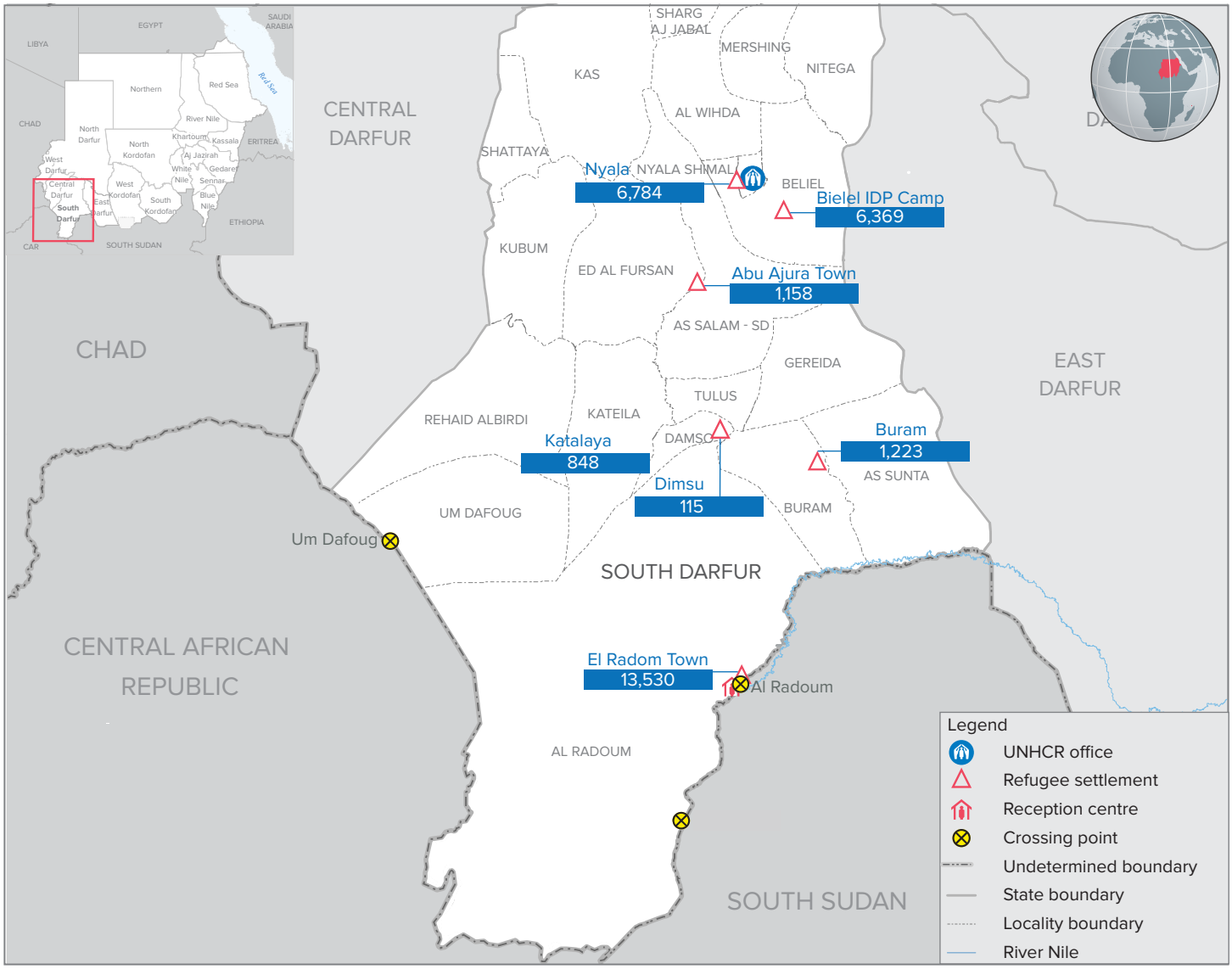

The boundaries and names shown and the designations used on this map do not imply official endorsement or acceptance by the United Nations.

Sources: UNHCR, COR, Humanitarian Aid Commission (HAC), Sudanese Red crescent Society (SRCS)
For Feedback Contact: UNHCR, Information Management Unit, SUDKHIM@unhcr.org

Refugees from South Sudan

as of 30 June 2020

POPULATION FIGURES BY LOCALITY

Locality	Total refugees from South Sudan					By Data Source		
	Previous population as of 31 May 2020	Increases: New arrivals (Inds)	Increases: Other increases (Inds)	Decreases: Individuals	Current population as of 30 June 2020	UNHCR/COR registered refugees: Individually registered	UNHCR/COR registered refugees: HH pre-registration	IPP registered & Unregistered
AL RADOUM	13,277	-	275	-	13,552	13,005	-	547
NYALA	6,784	-	-	-	6,784	2,851	3,933	-
BELIEL	6,316	53	-	-	6,369	5,980	-	389
AS SALAM - SD	1,149	-	-	-	1,158	825	86	247
BURAM	1,223	-	-	-	1,223	784	-	439
KATEILA	848	-	-	-	848	-	848	-
DAMSO	115	-	-	-	115	-	115	-
TOTAL	29,721	53	-	-	30,049	23,445	4,982	1,622

Sources: UNHCR, COR, Humanitarian Aid Commission (HAC), Sudanese Red crescent Society (SRCS)
For Feedback Contact: UNHCR, Information Management Unit, SUDKHIM@unhcr.org

SUDAN: NORTH KORDOFAN POPULATION DASHBOARD

Refugees from South Sudan

as of 30 June 2020

Total number of refugees[1]	6,466
UNHCR/COR[2] registered refugees	6,466
IPP[3] registered and/or unregistered	-
Total arrivals in 2020	-
Total arrivals in June 2020	-

BY DATA SOURCE



Biometric registration (100%)

POPULATION DISTRIBUTION



Out-of-camp registered with UNHCR/COR (100%)

[1] Government sources estimate the number of South Sudanese refugees in Sudan to be higher; however, data requires verification.
[2] Commission for Refugees
[3] Immigration and Passport Police

AGE-GENDER BREAKDOWN [4]

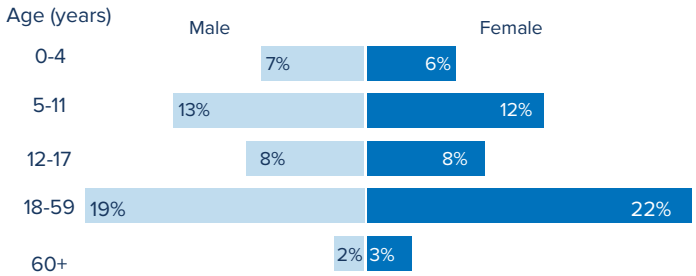

SCHOOL- AGED CHILDREN (6-17 YRS) [4]

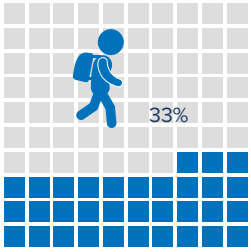

Primary '6-13 yrs' (33%)

REPRODUCTIVE-AGED WOMEN/GIRLS (13-49 YRS)[4]

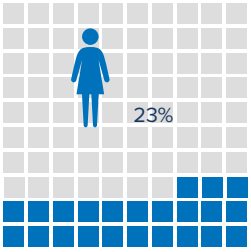

HOUSEHOLD DISTRIBUTION[4]

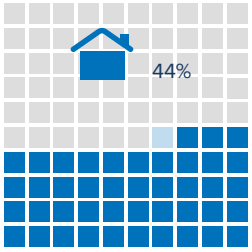

Women-headed (43%)
Child-headed (1%)

[4] Population distribution statistics are based on biometrically registered individuals only

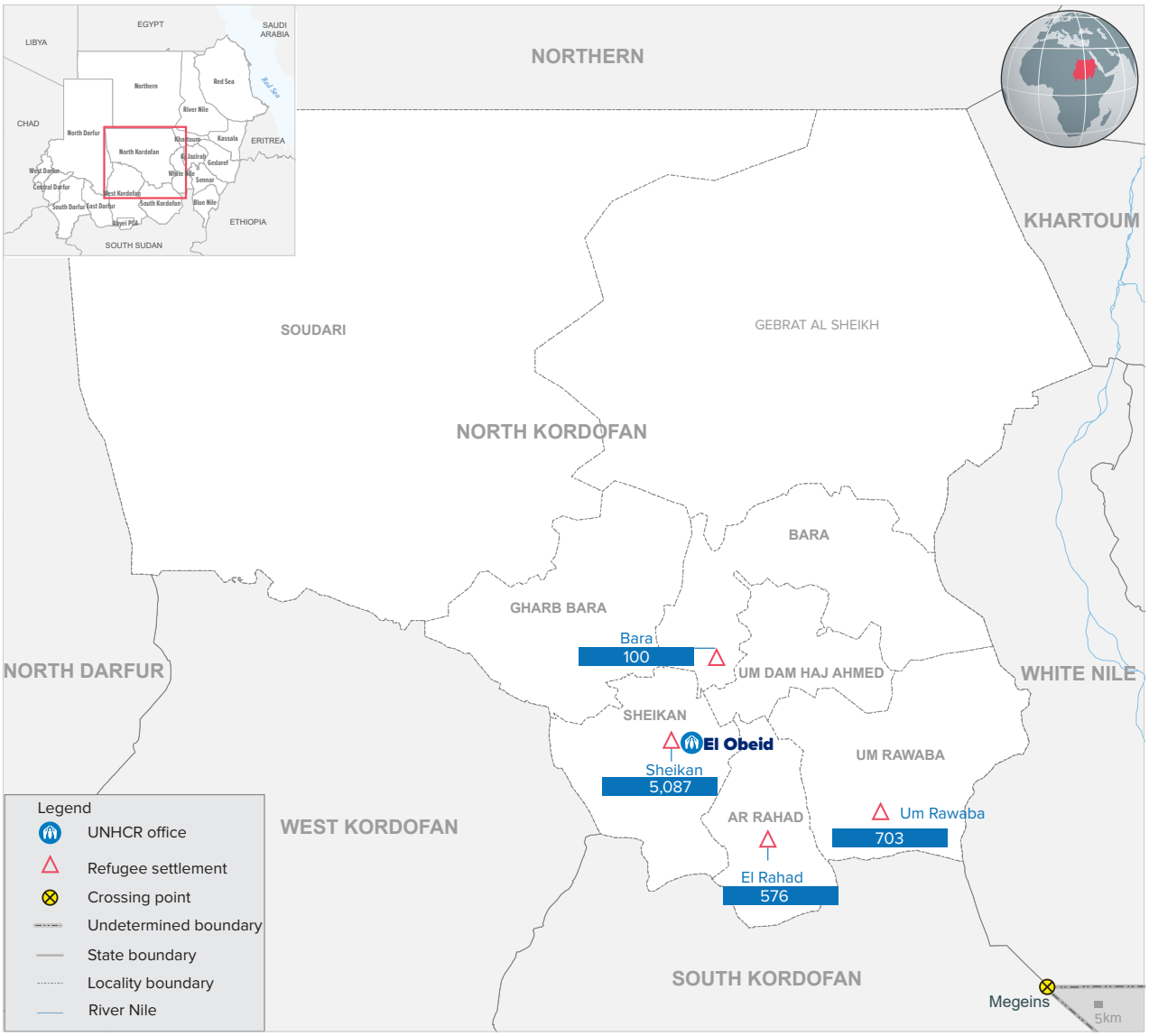

The boundaries and names shown and the designations used on this map do not imply official endorsement or acceptance by the United Nations.

Sources: UNHCR, COR, Humanitarian Aid Commission (HAC), Sudanese Red crescent Society (SRCS)
For Feedback Contact: UNHCR, Information Management Unit, SUDKHIM@unhcr.org

Refugees from South Sudan

as of 30 June 2020

POPULATION FIGURES BY LOCALITY

Locality	Total refugees from South Sudan					By Data Source		
	Previous population as of 31 May 2020	Increases: New arrivals (Inds)	Increases: Other increases (Inds)	Decreases: Individuals	Current population as of 30 June 2020	UNHCR/COR registered refugees: Individually registered	UNHCR/COR registered refugees: HH pre-registration	IPP registered & Unregistered
EL OBEID	-	-	-	-	-	-	-	-
EL RAHAD	576	-	-	-	576	576	-	-
SHIEKAN	5,087	-	-	-	5,087	5,087	-	-
UM RAWABA	703	-	-	-	703	703	-	-
BARA	100	-	-	-	100	100	-	-
TOTAL	6,466	-	-	-	6,466	6,466	-	-

Sources: UNHCR, COR, Humanitarian Aid Commission (HAC), Sudanese Red crescent Society (SRCS)
For Feedback Contact: UNHCR, Information Management Unit, SUDKHIM@unhcr.org

UNHCR
The UN Refugee Agency

SUDAN: SOUTH KORDOFAN POPULATION DASHBOARD

Refugees from South Sudan

as of 30 June 2020

Total number of refugees[1]	37,439
UNHCR/COR[2] registered refugees	44,624
IPP[3] registered and/or unregistered	4,071
Total arrivals in 2020	625
Total arrivals in June 2020	208

BY DATA SOURCE

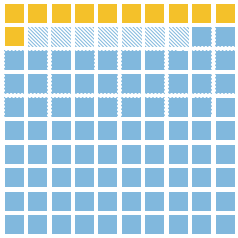

POPULATION DISTRIBUTION

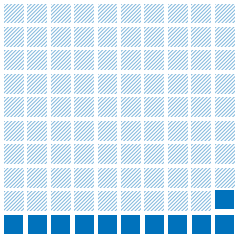

[1] Government sources estimate the number of South Sudanese refugees in Sudan to be higher; however, data requires verification.
[2] Commission for Refugees
[3] Immigration and Passport Police

Biometric registration (82%)
Household Pre-Registration (7%)
IPP Registered & Unregistered (11%)
Out-of-camp registered with UNHCR/COR (91%)
Out-of-camp - IPP registered & unregistered (11%)

AGE-GENDER BREAKDOWN [4]

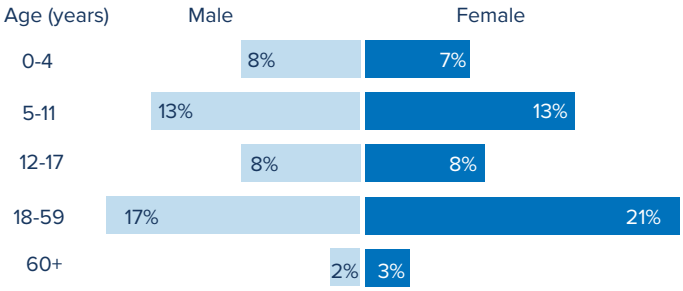

[4] Population distribution statistics are based on biometrically registered individuals only

SCHOOL- AGED CHILDREN (6-17 YRS) [4]

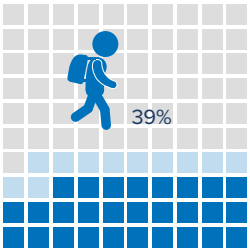

Primary '6-13 yrs' (28%)
Secondary '14-17 yrs' (11%)

REPRODUCTIVE-AGED WOMEN/GIRLS (13-49 YRS)[4]

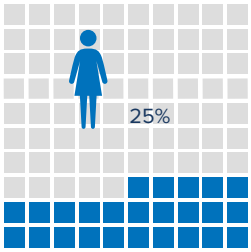

HOUSEHOLD DISTRIBUTION[4]

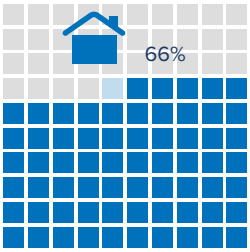

Women-headed (65%)
Child-headed (1%)

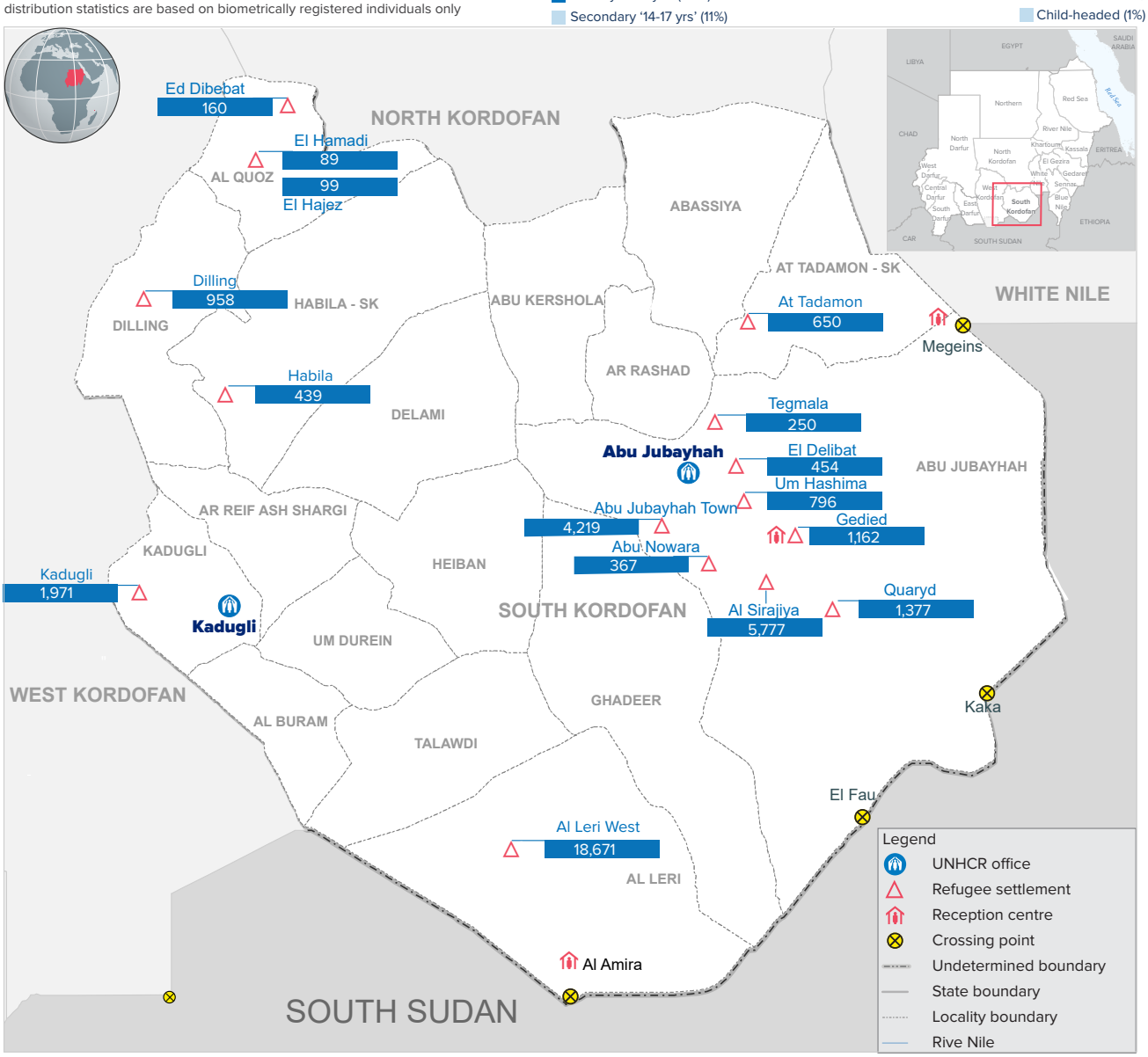

The boundaries and names shown and the designations used on this map do not imply official endorsement or acceptance by the United Nations.

Sources: UNHCR, COR, Humanitarian Aid Commission (HAC)
For Feedback Contact: UNHCR, Information Management Unit, SUDKHIM@unhcr.org

Refugees from South Sudan

as of 30 June 2020

POPULATION FIGURES BY LOCALITY

Locality	Total refugees from South Sudan					By Data Source		
	Previous population as of 31 May 2020	Increases		Decreases	Current population as of 30 June 2020	UNHCR/COR registered refugees		IPP registered & Unregistered
		New arrivals (Inds)	Other increases (Inds)	Individuals		Individually registered	HH pre-registration	
ABU JUBAYHAH	14,152	-	-	-	14,152	11,844	710	1,598
AL LERI	18,463	208	-	-	18,671	15,008	1,840	1,823
KADUGLI	1,971	-	-	-	1,971	1,971	-	-
DILLING	958	-	-	-	958	958	-	-
AT TADAMON	650	-	-	-	650	-	-	650
HABILA	439	-	-	-	439	439	-	-
AL QUOZ	348	-	-	-	348	348	-	-
AR RASHAD	250	-	-	-	250	217	33	-
TOTAL	37,231	208	-	-	37,439	30,785	2,583	4,071

Sources: UNHCR, COR, Humanitarian Aid Commission (HAC)
For Feedback Contact: UNHCR, Information Management Unit, SUDKHIM@unhcr.org

UNHCR
The UN Refugee Agency

SUDAN: WEST KORDOFAN POPULATION DASHBOARD

Refugees from South Sudan

as of 30 June 2020

Total number of refugees[1]	61,165
UNHCR/COR[2] registered refugees	55,644
IPP[3] registered and/or unregistered	5,521
Total arrials in 2020	213
Total arrivals in June 2020	-

[1] Government sources estimate the number of South Sudanese refugees in Sudan to be higher; however, data requires verification.
[2] Commission for Refugees
[3] Immigration and Passport Police

BY DATA SOURCE

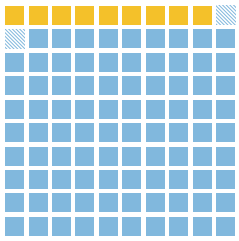

- Biometric registration (89%)
- Household Pre-Registration (2%)
- IPP Registered & Unregistered (9%)

POPULATION DISTRIBUTION



- Out-of-camp registered with UNHCR/COR (91%)
- Out-of-camp - IPP registered & unregistered (9%)

AGE-GENDER BREAKDOWN [4]

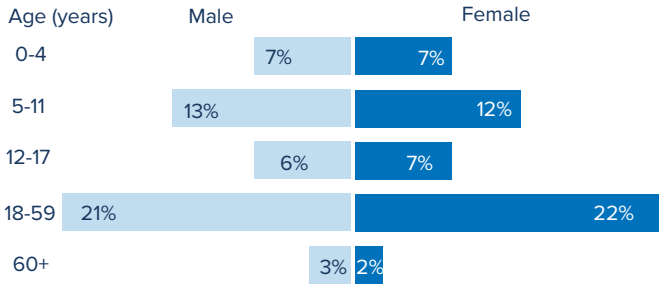

SCHOOL- AGED CHILDREN (6-17 YRS) [4]

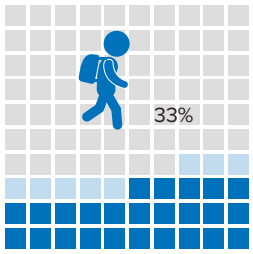

- Primary '6-13 yrs' (25%)
- Secondary '14-17 yrs' (8%)

REPRODUCTIVE-AGED WOMEN/GIRLS (13-49 YRS)[4]

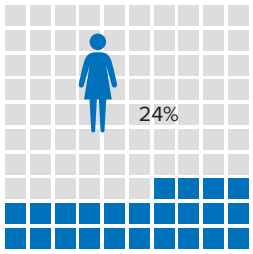

HOUSEHOLD DISTRIBUTION[4]

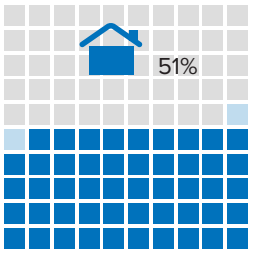

- Women-headed (49%)
- Child-headed (2%)

[4] Population distribution statistics are based on biometrically registered individuals only

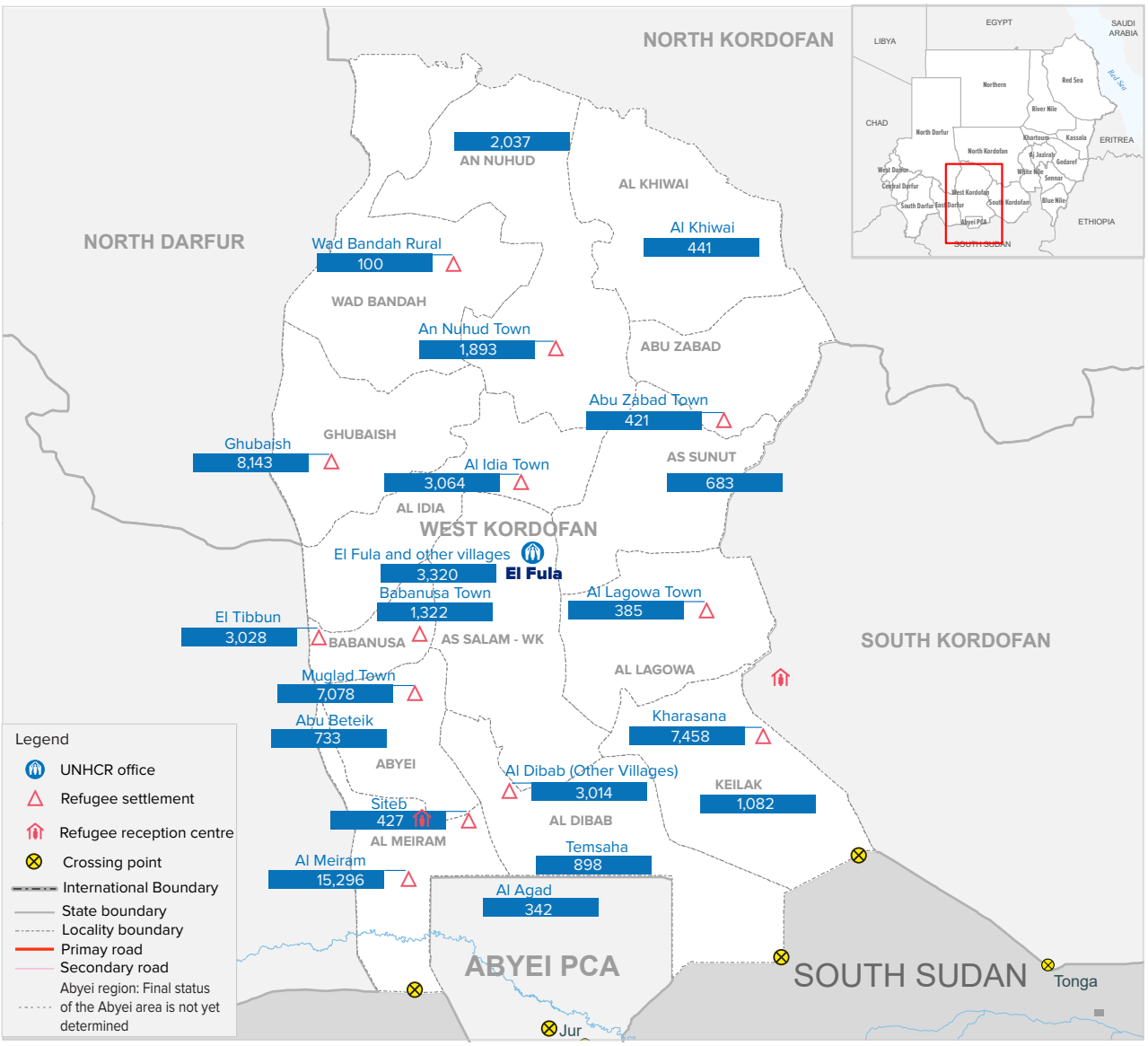

The boundaries and names shown and the designations used on this map do not imply official endorsement or acceptance by the United Nations.

Sources: UNHCR, COR, Humanitarian Aid Commission (HAC), IOM
For Feedback Contact: UNHCR, Information Management Unit, SUDKHIM@unhcr.org

Refugees from South Sudan

as of 30 June 2020

POPULATION FIGURES BY LOCALITY

Locality	Total Refugees from South Sudan					By Data Source		
	Previous population as of 31 May 2020	Increases		Decreases	Current population	UNHCR/COR registered refugees		IPP registered & Unregistered
		New arrivals (Inds)	Other increases (Inds)	Individuals	as of 30 June 2020	Individually registered	HH pre-registration	
AL MEIRAM	15,296	-	-	-	15,296	14,432	797	67
ABYEI	8,580	-	-	-	8,580	7,078	-	1,502
GHUBAISH	8,143	-	-	-	8,143	8,143	-	-
KEILAK	8,540	-	-	-	8,540	7,387	614	539
BABANU-SA	4,350	-	-	-	4,350	4,027	-	323
AL DEBAB	3,912	-	-	-	3,912	3,912	-	-
AL SALAM	3,320	-	-	-	3,320	1,962	-	1,358
AN NUHUD	3,930	-	-	-	3,930	3,930	-	-
AL IDAIA	3,064	-	-	-	3,064	3,064	-	-
AS SUNUT	683	-	-	-	683	-	-	683
ABU ZABAD	421	-	-	-	421	-	-	421
AL LAGOWA	385	-	-	-	385	-	-	385
AL KHIWAI	441	-	-	-	441	298	-	143
WAD BANDAH	100	-	-	-	100	-	-	100
TOTAL	61,165	-	-	-	61,165	54,233	1,411	5,521

Sources: UNHCR, COR, Humanitarian Aid Commission (HAC), IOM

For Feedback Contact: UNHCR, Information Management Unit, SUDKHIM@unhcr.org

SUDAN: WHITE NILE POPULATION DASHBOARD

Refugees from South Sudan

as of 30 June 2020

Total number of refugees[1]	**252,106**
UNHCR/COR[2] registered refugees	**169,526**
IPP registered and/or unregistered[3]	**82,580**
Total arrivals in 2020	**2,614**
Total arrivals in June 2020	**1,097**

1 Government sources estimate the number of South Sudanese refugees in Sudan to be higher; however, data requires verification.
2 Commission for Refugees
3 Immigration and Passport Police

BY DATA SOURCE



- Biometric registration (62%)
- Household Pre-Registration (5%)
- Inter-agency out-of-camp assessment (33%)

POPULATION DISTRIBUTION



- Camp population registered with UNHCR/COR (67%)
- Out-of-camp registered with UNHCR/COR (0%)
- Out-of-camp - IPP registered & unregistered (33%)

AGE-GENDER BREAKDOWN [4]

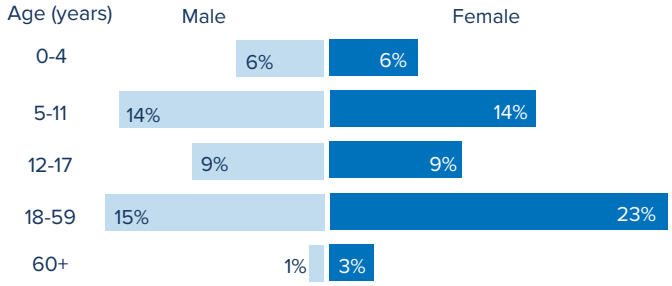

SCHOOL- AGED CHILDREN (6-17 YRS) [4]

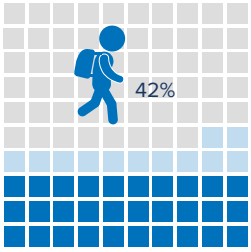

- Primary '6-13 yrs' (30%)
- Secondary '14-17 yrs' (12%)

REPRODUCTIVE-AGED WOMEN/GIRLS (13-49 YRS)[4]

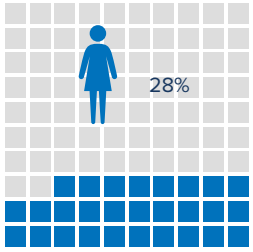

HOUSEHOLD DISTRIBUTION[4]

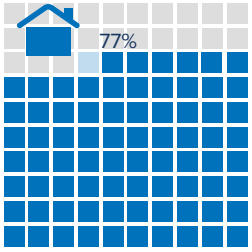

- Women-headed (76%)
- Child-headed (1%)

4 Population distribution statistics are based on biometrically registered individuals only

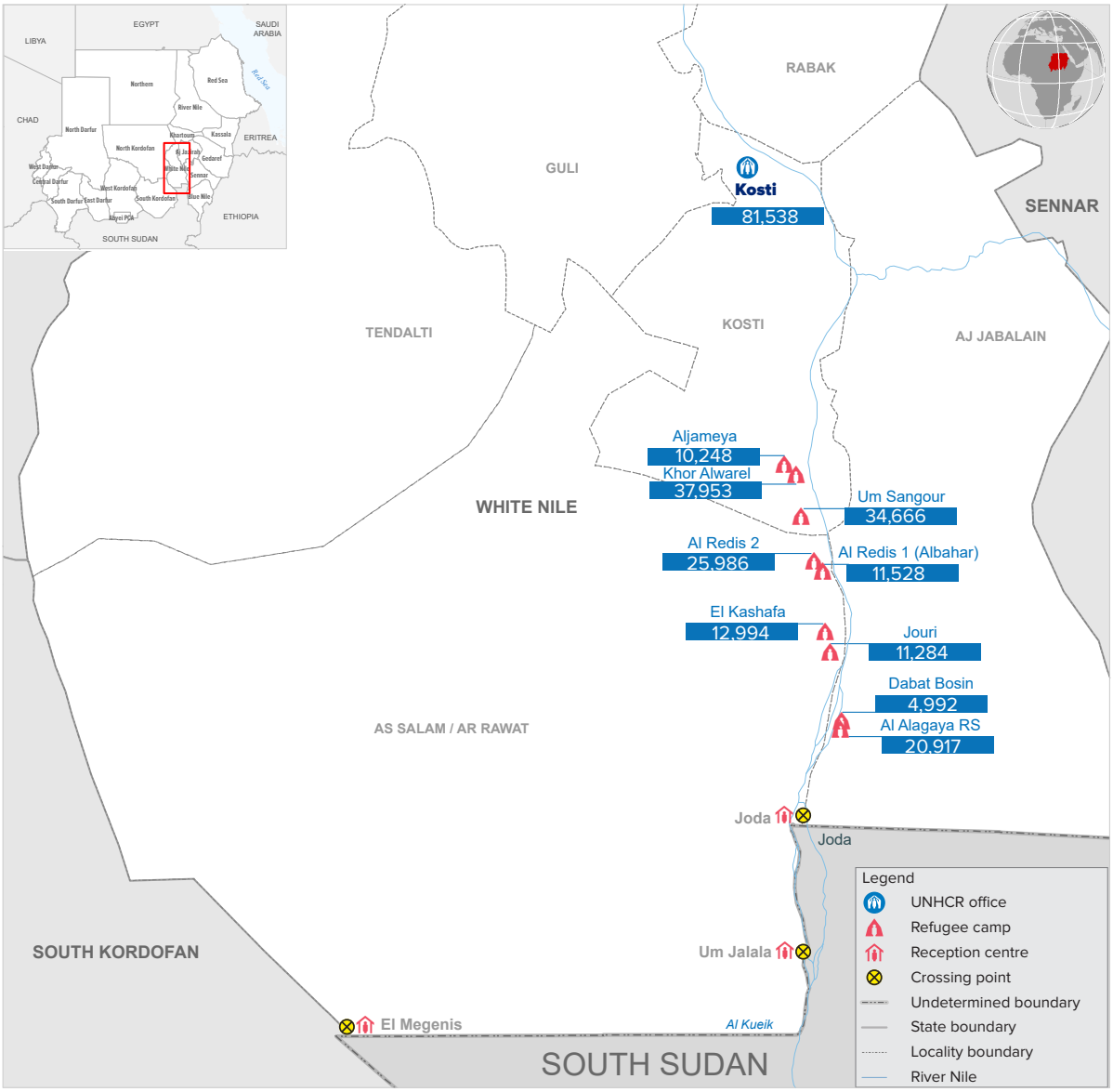

The boundaries and names shown and the designations used on this map do not imply official endorsement or acceptance by the United Nations.

Sources: UNHCR, COR, UNICEF, Humanitarian Aid Commission (HAC)

For Feedback Contact: UNHCR, Information Management Unit, SUDKHIM@unhcr.org

Refugees from South Sudan

as of 30 June 2020

POPULATION FIGURES BY LOCALITY

Locality	Total refugees from South Sudan					By Data Source		
	Previous population as of 31 May 2020	Increases		Decreases	Current population as of 30 June 2020	UNHCR/COR registered refugees		IPP registered & Unregistered
		New arrivals (Inds)	Other increases (Inds)	Individuals		Individually registered	HH pre-registration	
EL SALAM	143,413	1,097	1,246	1,097	144,659	132,768	10,857	-
EL JABALIAN	25,910	-	-	1	25,909	24,132	1,778	-
KOSTI	81,538	-	-	-	81,538	-	-	81,538
TOTAL	250,861	1,097	1,246	1,098	252,106	156,891	12,635	82,580

AGE-GENDER BREAKDOWN OF POPULATION IN REFUGEE CAMPS (by individuals)

CAMPS	0-4			5-11			12-17			18-59			60+			GRAND TOTAL		
	F	M	Total	F	M	Total	F	M	Total	F	M	Total	F	M	Total	F	M	Total
DABAT BOSIN	649	646	1,295	725	694	1,419	324	343	667	838	655	1,493	64	54	118	2,600	2,392	4,992
AL JAMEYA	689	722	1,411	1,399	1,390	2,789	1,044	1,025	2,069	2,395	1,055	3,450	396	133	529	5,923	4,325	10,248
JOURI	339	351	730	1,537	1,495	3,032	1,225	1,107	2,332	2,734	1,927	4,661	370	198	568	6,205	5,078	11,283
AL REDIS 1 (ALBAHAR)	327	322	734	1,694	1,624	3,318	1,316	1,332	2,648	2,882	1,594	4,476	323	114	437	6,542	4,986	11,528
EL KASHAFA	324	335	731	1,915	1,955	3,870	1,530	1,411	2,941	3,268	1,796	5,064	337	123	460	7,374	5,620	12,994
ALAGAYA	1,308	1,245	2,673	3,327	3,387	6,714	1,773	1,867	3,640	4,454	2,908	7,362	427	221	648	11,289	9,628	20,917
UM SANGOR	2,358	2,264	4,491	5,495	5,601	11,096	2,399	2,688	5,087	6,902	6,149	13,051	424	369	811	17,596	17,071	34,667
AL REDIS 2	1,474	1,531	3,139	3,469	3,555	7,024	2,658	2,501	5,159	6,067	3,678	9,745	778	275	1,053	14,446	11,540	25,986
KHOR AL WAREL	2,368	2,434	4,999	5,149	5,279	10,428	3,777	3,815	7,592	9,206	4,049	13,255	1,388	488	1,876	21,888	16,065	37,953
TOTAL	9,836	9,850	19,686	24,710	24,980	49,690	16,046	16,089	32,135	38,746	23,811	62,557	4,525	1,975	6,500	93,863	76,705	170,568