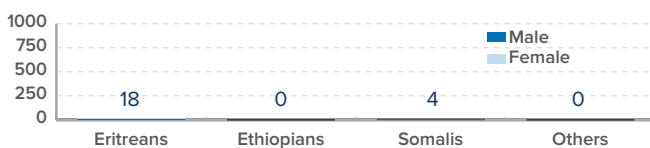


## ARRIVAL STATISTICS

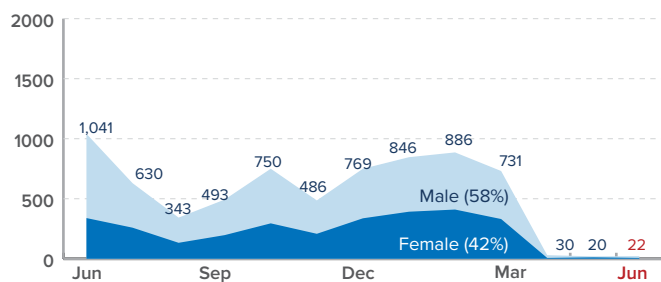
Arrivals June 2020*	<b>22</b>
Total Arrivals 2020	<b>2,535</b>
UASC <sup>1</sup> 2020	<b>239</b>

UNHCR continues to receive new arrivals in East Sudan, largely from Eritrea. The Commission for Refugees (COR) receives and assists asylum-seekers at the border where they are temporarily hosted in reception centres. Within 1-2 weeks they are transported to Shagarab camps where they undergo screening, registration, and RSD<sup>2</sup> while receiving life-saving services and shelter.

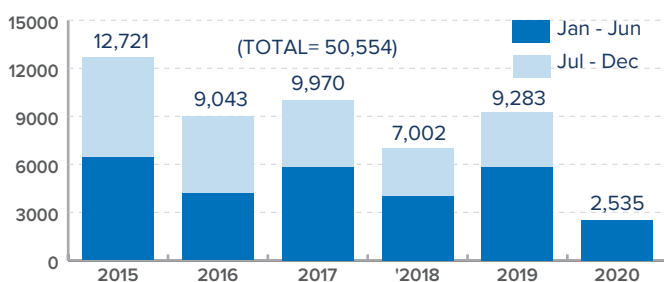
### ARRIVAL BY NATIONALITY (June 2020)



### ARRIVALS TREND (2019-2020)

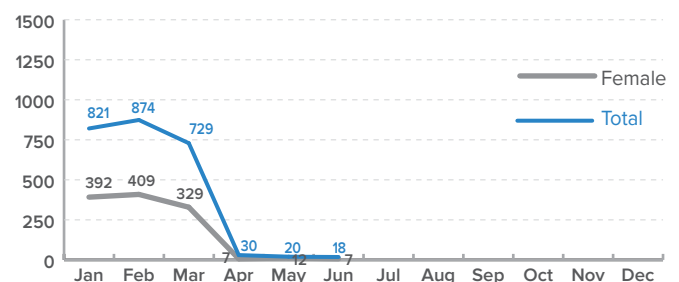


### YEARLY ARRIVAL TREND (2015-2020)



The boundaries and names shown and the designations used on this map do not imply official endorsement or acceptance by the United Nations.

### MONTHLY ARRIVALS OF ERITREANS (2020)



## COR/UNHCR REGISTRATION STATISTICS (2020)

Sources: COR, UNHCR

### BY COUNTRY OF ORIGIN

	Eritreans	Ethiopians	Somalis	Others
Registration	2,243	22	18	0
RSD <sup>2</sup> completed	941	6	1	3

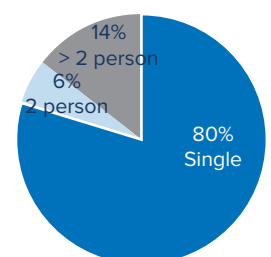
TOTAL REGISTERED (2020) = 2,283

TOTAL RSD<sup>2</sup> (2020) = 951

### AGE-GENDER RATIO

Age (years)	Male	Female
0-4	6%	6%
5-11	8%	8%
12-17	2%	3%
18-59	32%	32%
60+	1%	1%

### FAMILY SIZE



1: UASC = Unaccompanied and separated children  
2: RSD = Refugee Status Determination process

\* 22 individuals out of this approached UNHCR/COR in Shagarab by themselves.