

# Uganda - Refugee Statistics July 2020 - Kyangwali

Total Population

**123,010**

Total Households

**42,612**



Women and Children

**81%**

**100,215**



Elderly

**3%**

**4,183**

Total Refugees

**120,051**

Total Asylum-Seekers

**2,959**



Female

**53%**

**65,157**



Youth 15-24

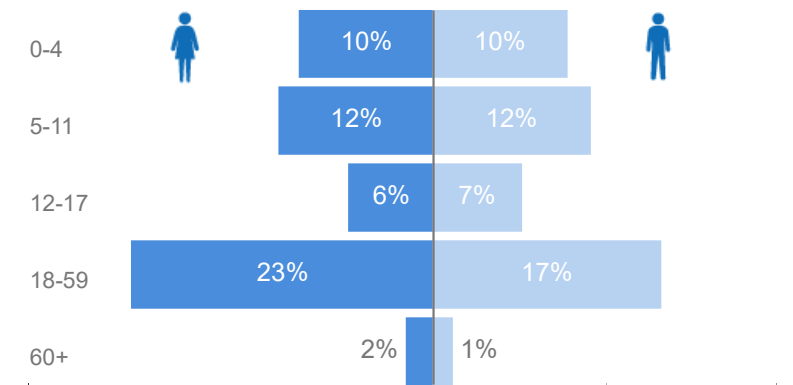
**19%**

**22,793**

## Zones

Level3	HHs	Individuals
Maratatu D	5,104	14,058
Mombasa	4,072	11,823
Maratatu B	4,421	11,602
Kavule	4,497	11,146
Nyampindu	4,582	11,070
Kyebitaka	2,435	8,820
Maratatu A	3,167	8,557
Mukarange	3,063	7,608
Kagoma	1,816	6,185
Maratatu C	2,155	5,785
Kentomi	1,882	5,651
Kinakyeitaka	1,105	2,872
Kasonga	612	2,519
Rwenyawawa	565	2,461
Nyamiganda	637	2,432
Nyambogo	381	1,801
Malembo A	424	1,606
Munsisa B	290	1,278
Munsisa A	247	1,111
Malembo	250	1,016

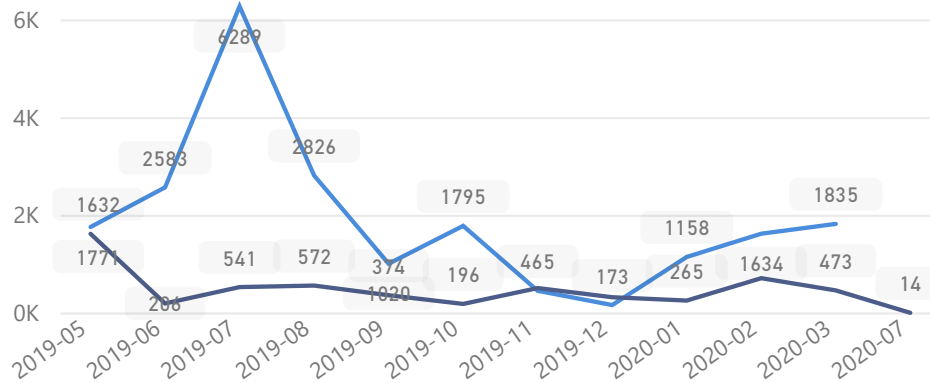
## Age & Gender Breakdown



Country of Origin	Total
Democratic Republic of the Congo	118,387
South Sudan	3,371
Rwanda	1,124
Burundi	107
Kenya	11
Somalia	7
Sudan	2

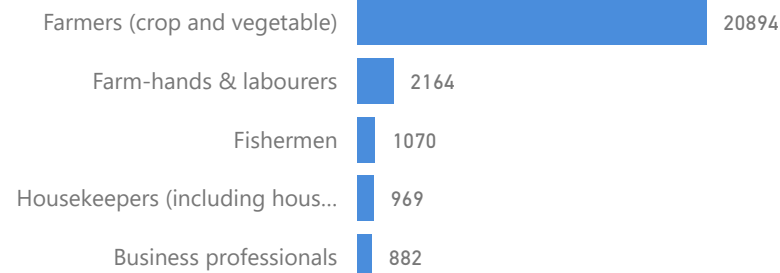
## New Registration by Month

● New Registration ● Birth



## Occupation

\* - Top 5 **50.1%** Have occupation



\* Age is between 18 - 59 years for Occupation

## Specific Needs - Top 7

