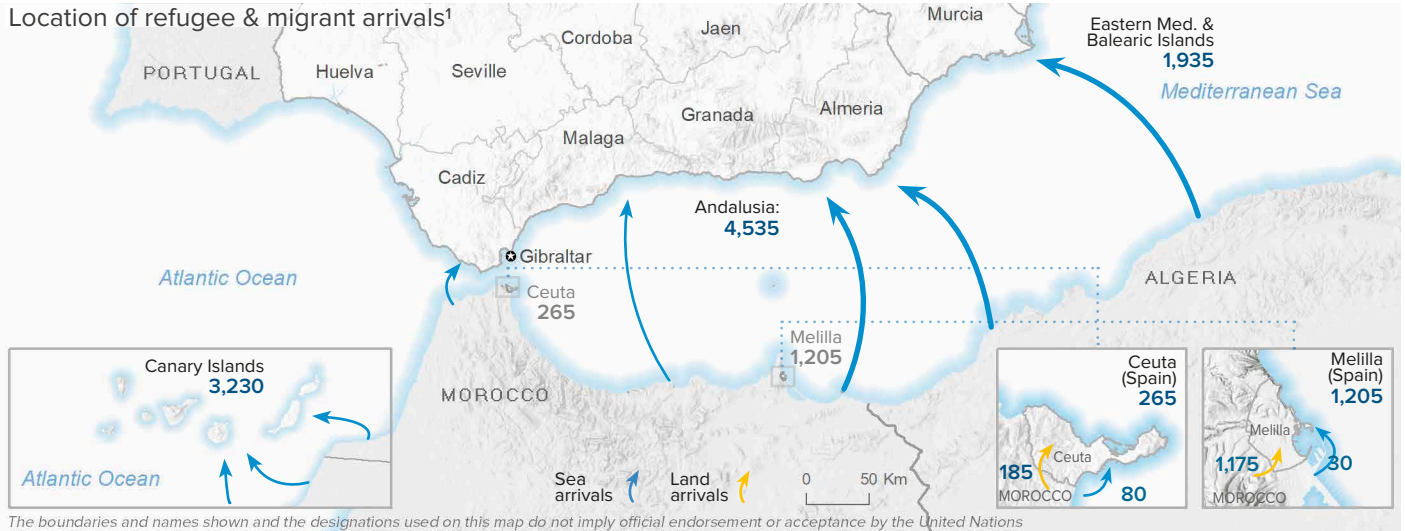


SPAIN SEA AND LAND ARRIVALS

1 Jan- 31 Jul 2020

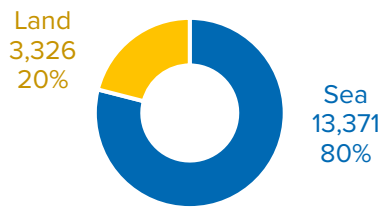
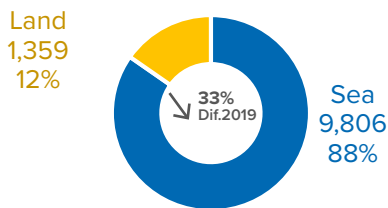
Location of refugee & migrant arrivals¹



11,165 Jan-Jul 2020

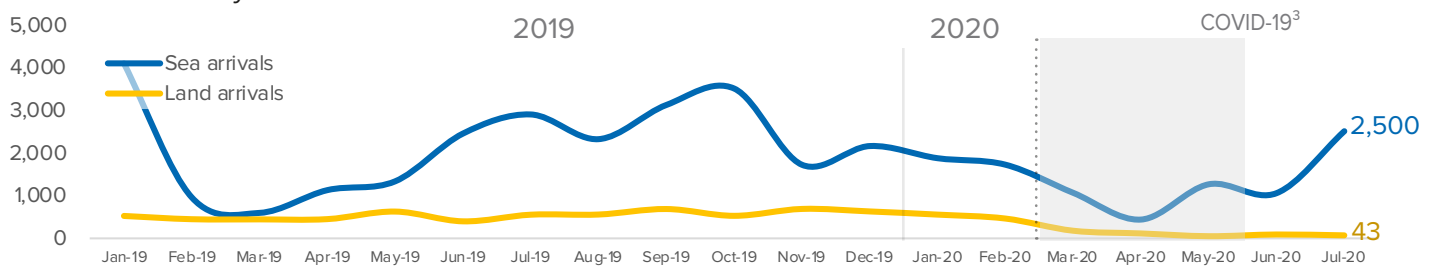
16,697 Jan-Jul 2019

Dead and Missing²

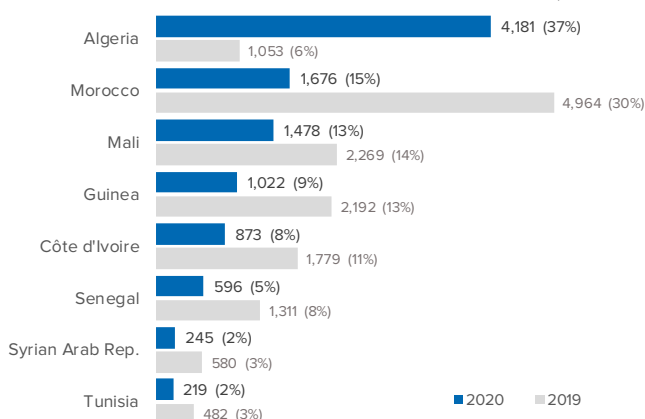


326 Jan-Jul 2020
272 Jan-Jul 2019
↑ 20%

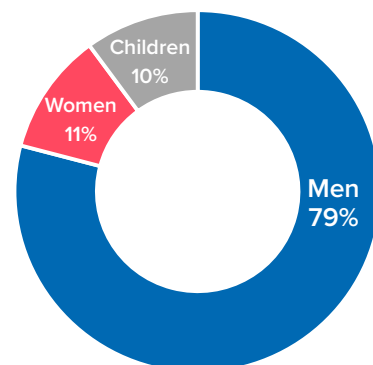
Arrivals trend by month



Most common nationalities of arrivals, Jan-Jul 2020



Demography of arrivals, Jan-Jul 2020



The charts in this document are based on figures from the Ministry of Interior and UNHCR estimates. All figures are provisional and subject to change.

The figures depicted here do not include arrivals to Spain by air.

¹Arrivals in the Andalusian Coast (Strait of Gibraltar, Malaga, Motril and Almeria) are based on UNHCR estimates.

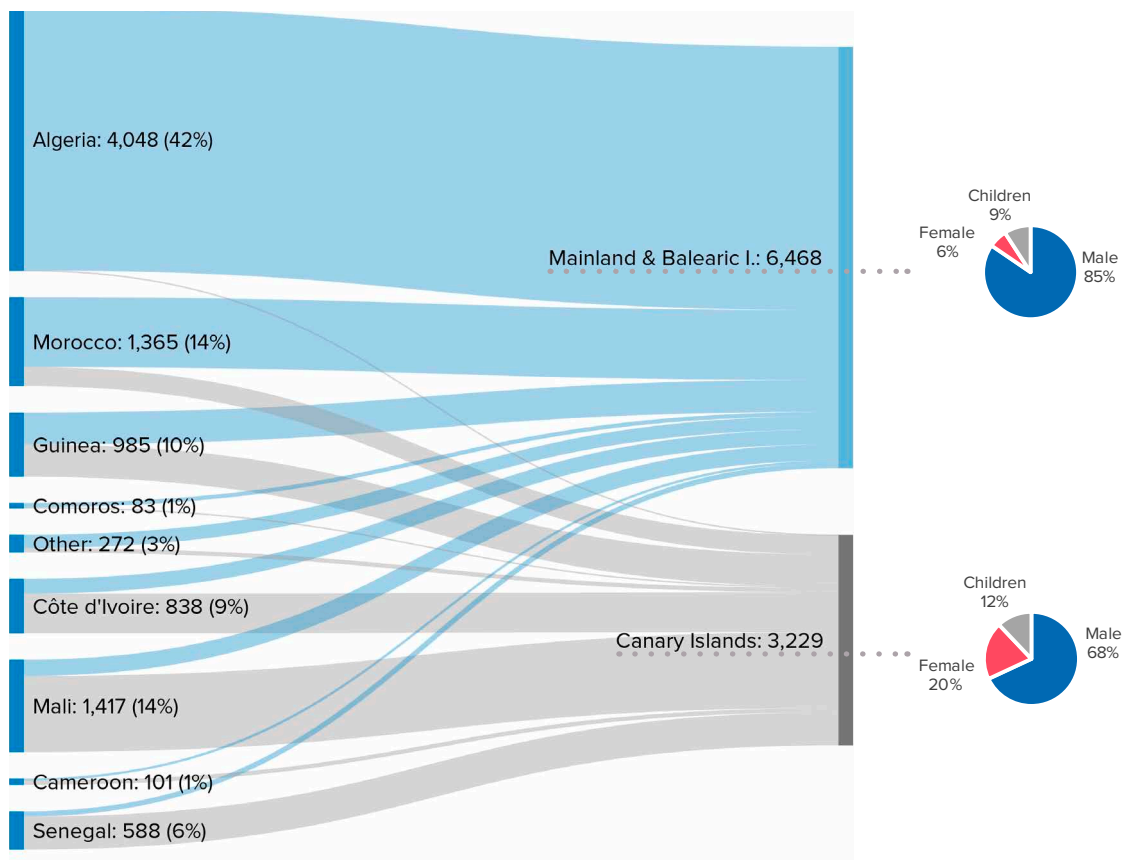
²Includes events that took place on the Western Mediterranean route as well as the Western African route to the Canary Islands.

³Strict border restrictions have applied since 15 March 2020, due to the COVID-19 pandemic.

ARRIVALS to Andalusia, Eastern Med.⁴ & Canary Islands: 9,697 Jan-Jul 2020


 ↓ 25%
 Dif. 2019

Country of origin and arrival location



ARRIVALS to Ceuta & Melilla⁵: 1,468 Jan-Jul

 ↓ 60%
 Dif. 2019

Ceuta: country of origin



Melilla: country of origin


⁴Eastern Med. includes Catalonia, Valencian Community and Murcia.

⁵Ceuta & Melilla sea and land arrivals. Includes only accompanied children data. Unaccompanied separated children data unavailable.