

SPAIN ASYLUM APPLICATIONS

1 Jan - 31 Aug 2020

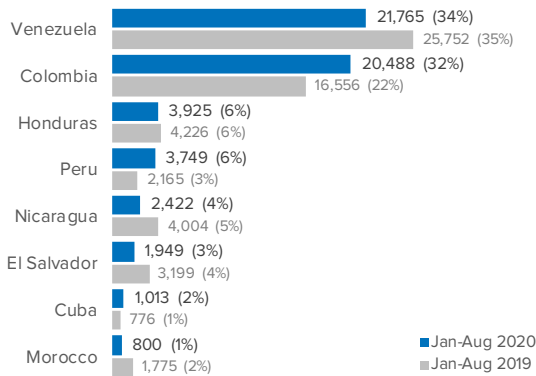


64,389 Asylum app. ↓ 13% Dif. 2019

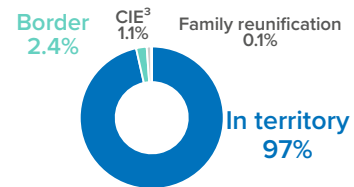
4% Recognition rate
49% Protection rate¹

103,965 Pending app.²

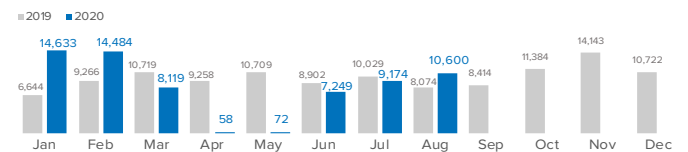
Most common nationalities of asylum applications



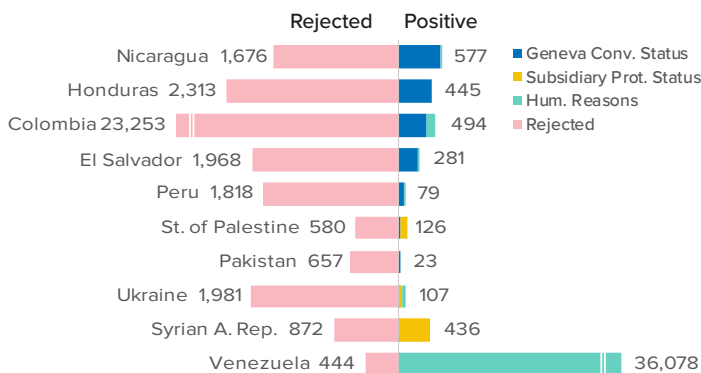
Asylum applications by place of submission



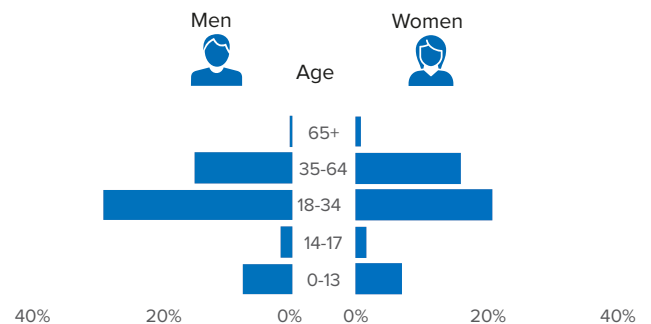
Asylum applications per month



Eligibility Commission proposals⁴: 80,891



Number of asylum applications by gender/age⁵



Source: Unless otherwise indicated, provisional figures published by the Asylum and Refugee Office, Ministry of Interior, Spain.

¹Protection rate: includes refugee status, subsidiary protection, and persons granted authorization to stay for humanitarian reasons.

²Eurostat: Aug 2020

³CIE: Detention centre for foreigners (In Spanish: *Centro de Internamiento de Extranjeros*, CIE).

⁴Decisions by the Interministerial Eligibility Commission recommended to the Minister of Interior. ⁵ Eurostat: Aug 2020

Asylum applications by province of registration

