Turkey Livelihoods Sector Achievements

August 2020

Inter-Agency Coordination Turkey

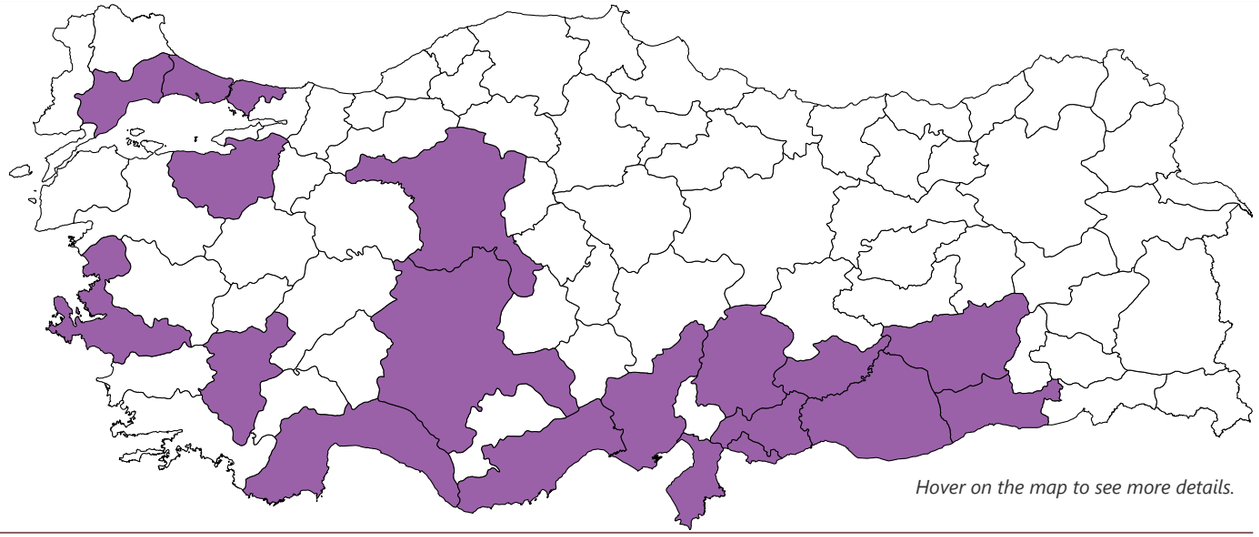

Hover on the map to see more details.

21,027

# of direct beneficiaries reached by the sector

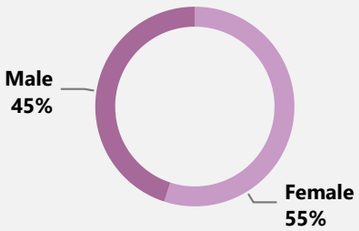

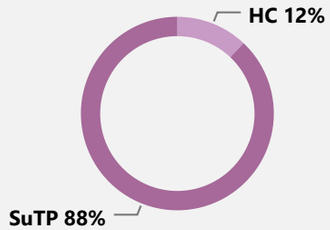

INCREASING ECONOMIC OPPORTUNITIES ACCESS TO ACTIVE LABOUR MARKET

363

# of individuals identified at risk benefiting from training and awareness raising

10% 90%

12,863

# of individuals participated trainings (vocational, language, all types of livelihoods skills trainings)

8% 92%

1,836

# of individuals increased income through job placement, self-employment and income opportunities

97%

PROVIOSON OF TECHNICAL AND FINANCIAL SUPPORT TO ENABLE JOB CREATION

46

# of start-ups/businesses started/developed including joint ventures and partnerships

99%

137

# of SMEs supported through business management trainings, financial/non-financial services

99%

262

# of individuals supported to establish new or expand existing businesses

STRENGTHENING THE CAPACITIES OF POLICY MAKERS AND SERVICE PROVIDERS

2

# of advocacy interventions on lab... regulations aimed at policy makers and service providers

100%

2,917

# of individuals assisted with counselling and business mentoring

9% 91%

770

# of individuals benefitting from strengthened capacities of public institutions to access employment

99%

Implementing Agencies

Yuva ... | WSA | WFP | UNHCR | UNDP | STL | MWL | MÜDEM | IOM | ILO | DRC | CIPE | CARE ... | AVAZ | ASAM

Supporting Agencies

YUVA | WSA | WFP | UNWO... | UNHCR | UNDP | IOM | ILO | IDEMA | DRC | Concer... | CARE T... | ASAM

Sources: ActivityInfo **Feedback:** tunc.gunduz@undp.org, IMTurkey@unhcr.org

The number of beneficiaries reached is calculated by summing indicators selected by the sectors; there may be duplications.