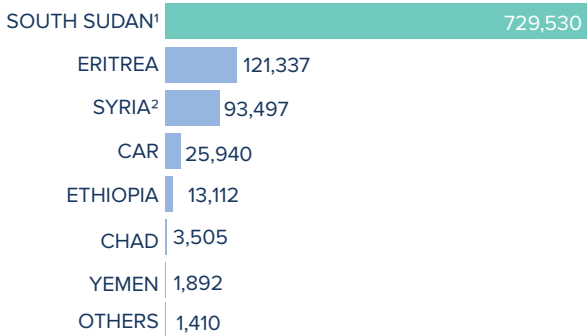


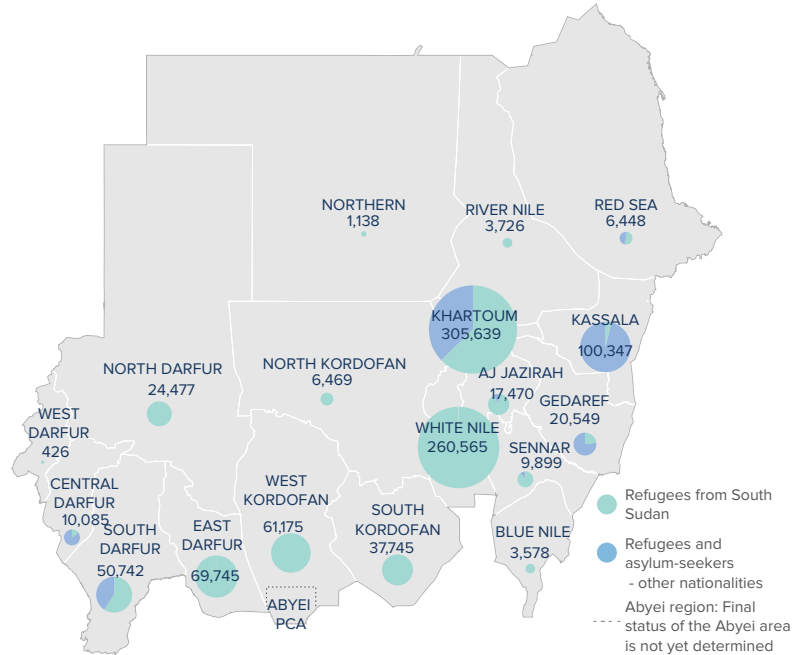
Total Refugees and Asylum-seekers¹ 990,223



¹ As of September 2020, a COR/UNHCR revision of the South Sudanese estimated population in Khartoum resulted in a reduction of 91,886 individual.

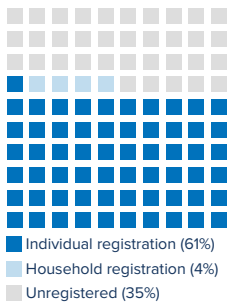
² Total number of Syrian refugees reflects both individuals registered by UNHCR and COR, and IPP statistics on annual arrivals and departures from 2011 to 2018

POPULATION BY STATE

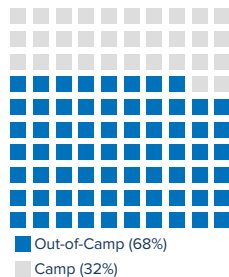


The boundaries and names shown and the designations used on this map do not imply official endorsement or acceptance by the United Nations.

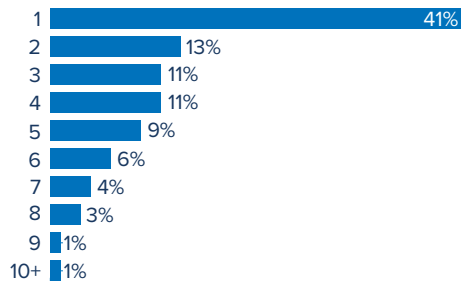
REGISTRATION STATUS



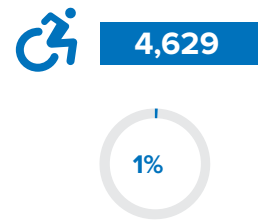
POPULATION DISTRIBUTION



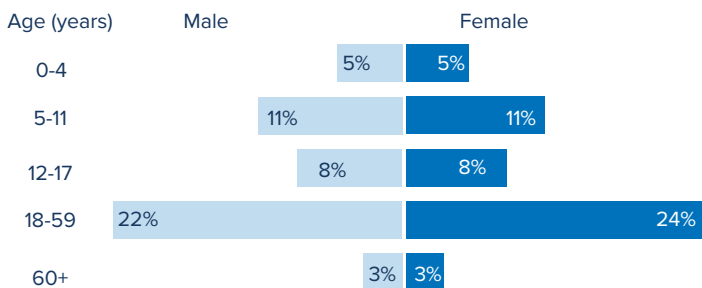
FAMILY SIZE³



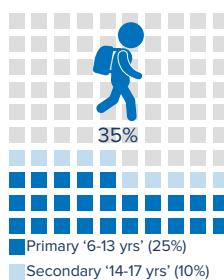
PERSONS WITH DISABILITIES³



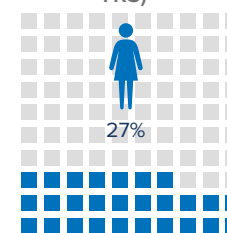
AGE-GENDER BREAKDOWN³



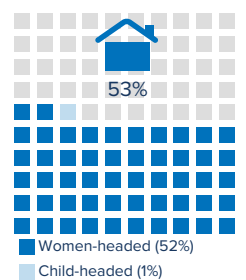
SCHOOL-AGE CHILDREN (6-17 YRS)³



REPRODUCTIVE-AGE WOMEN/GIRLS (13-49 YRS)³



HOUSEHOLD DISTRIBUTION³



³ Population distribution statistics are based on registered individuals only