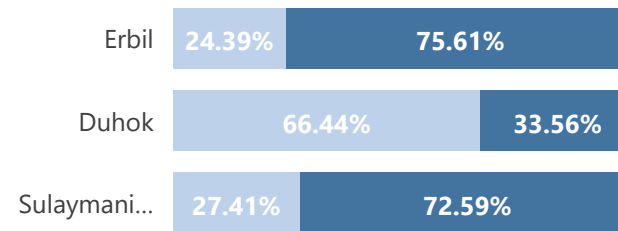
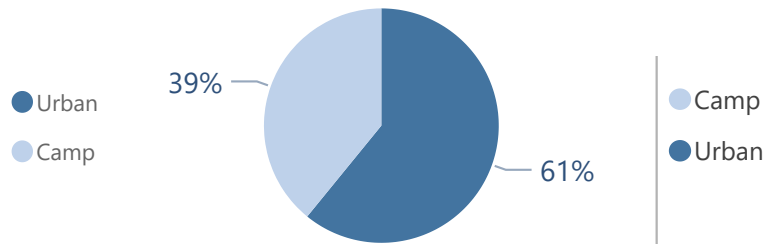
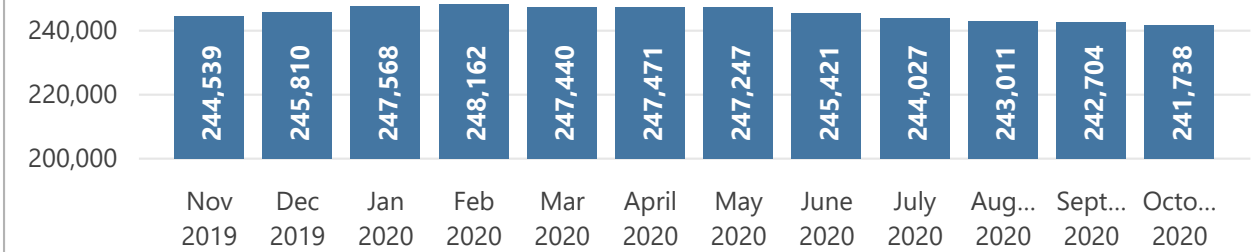


## Camp and Urban Population



## Population Trend



Governorate	Individuals	Household	% of Total
<b>Erbil</b>	<b>122,712</b>	<b>38,778</b>	<b>50.82%</b>
Erbil Urban	92,787	31,871	38.43%
Darashakran Camp	11,653	2,581	4.83%
Qushtapa Camp	8,266	1,991	3.42%
Kawergosk Camp	7,749	1,857	3.21%
Basirma Camp	2,257	478	0.93%
<b>Duhok</b>	<b>84,421</b>	<b>22,476</b>	<b>34.97%</b>
Domiz Camp	30,651	7,433	12.69%
Duhok Urban	28,328	8,860	11.73%
Domiz Camp 2	10,786	2,559	4.47%
Gawilan Camp	9,234	2,155	3.82%
Bardarash Camp	4,359	1,202	1.81%
Akre Settlement	1,063	267	0.44%
<b>Sulaymaniyah</b>	<b>31,212</b>	<b>9,878</b>	<b>12.93%</b>
Sulaymaniyah Urban	22,656	7,997	9.38%
Arbat Camp	8,556	1,881	3.54%
<b>Other</b>	<b>3,393</b>	<b>1,437</b>	<b>1.28%</b>
Other Urban Locations	3,393	1,437	1.28%
<b>Total</b>	<b>241,738</b>	<b>72,569</b>	<b>100.00%</b>

## Syrian Refugees Registered in Iraq

