

ITALY Sea arrivals dashboard

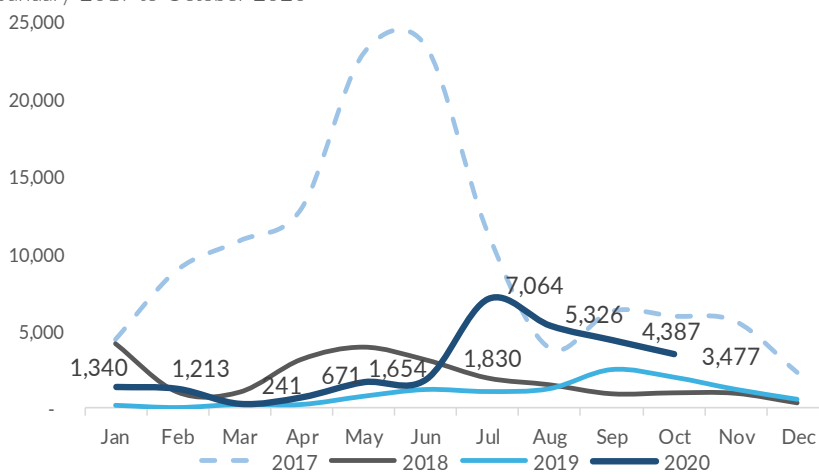
Overview

Between 1 January and 31 October 2020, 27,203 refugees and migrants arrived in Italy by sea. This represents an increase compared to the same period last year, when 9,649 sea arrivals were recorded at landing points in southern Italy, and a slight increase compared to sea arrivals in the January-October 2018 period (22,032). In October 2020, 3,477 refugees and migrants reached Italian shores, down from 4,387 who disembarked in Italy in September 2020, 5,326 in August 2020, and 7,064 in July 2020. Notably, almost half of October 2020 sea arrivals (1,716 persons) disembarked in Lampedusa.

27,203 Jan - Oct 2020¹
9,649 Jan - Oct 2019¹

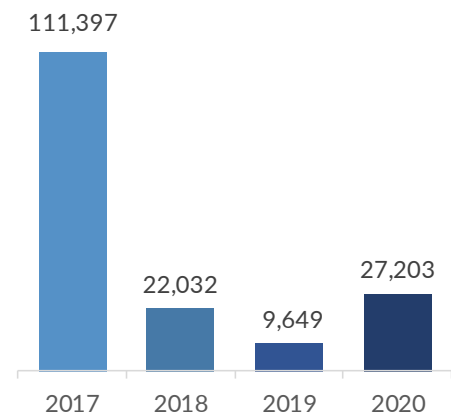
Monthly sea arrivals

January 2017 to October 2020



Yearly sea arrivals

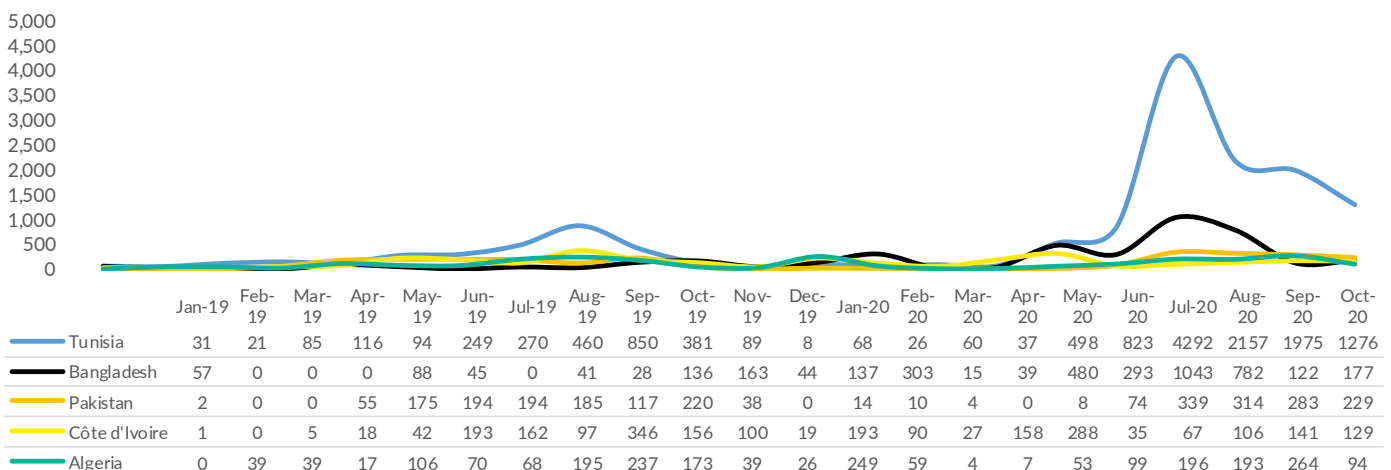
January to October, 2017-2020



Nationality of arrivals

Between 1 January and 31 October 2020, 41% of refugees and migrants reaching Italian shores originated from Tunisia, followed by Bangladesh (12%), Pakistan (5%), Côte d'Ivoire (5%), Algeria (4%), Egypt (3%), Sudan (3%), Afghanistan (3%), Morocco (3%), and the Islamic Republic of Iran (2%). Tunisians represented the vast majority of October 2020 sea arrivals: out of 3,477 monthly arrivals, 1,276, that is 37%, were Tunisians. After a peak of almost 4,300 Tunisian nationals reaching shore in July 2020, a downward trend was observed in the following months, consistent with a decrease of total monthly sea arrivals. The numbers of Bangladeshi nationals reaching shore in Italy have also significantly decreased since August 2020; less than 200 disembarked this month. Pakistani monthly sea arrivals have also decreased since August 2020, albeit less significantly. Conversely, while 67 Ivoirians were registered at disembarkation points in July 2020, their monthly sea arrivals increased since August. In October 2020, 129 Ivoirians reached shore.

Most common nationalities of arrivals - January 2019 to October 2020



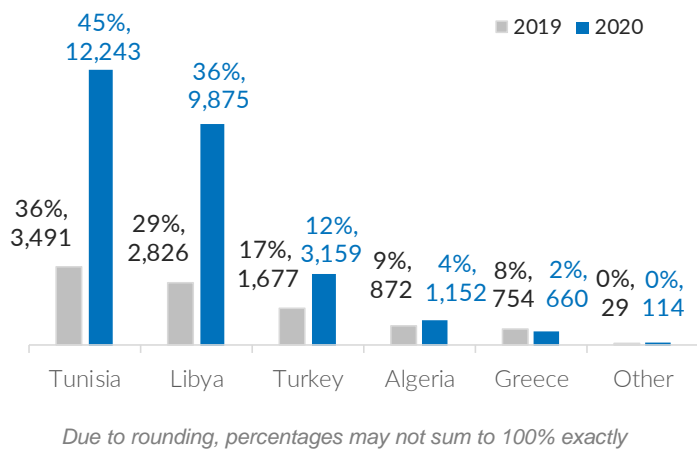
Country of embarkation

In the first ten months of 2020, 45% of sea arrivals in Italy (12,243 persons) departed from Tunisia, followed by 36% (9,875 persons) departing from Libya, 12% (3,159 persons) departing from Turkey, 4% (1,152 persons) departing from Algeria, 2% (660 persons) departing from Greece, and less than 1% (114 persons) departing from Albania and Montenegro.

In October 2020, 1,473 persons departed from Tunisia, representing 42% of monthly sea arrivals. Persons departing from Tunisia in October 2020 most commonly embarked in Sfax, Djerba, Sidi Mansour, and Zarzis. The vast majority of persons embarking in Tunisia were Tunisian nationals. Notably, in October 2020, 31% of sea arrivals (1,087 persons) departed from Turkey, often embarking in Izmir.

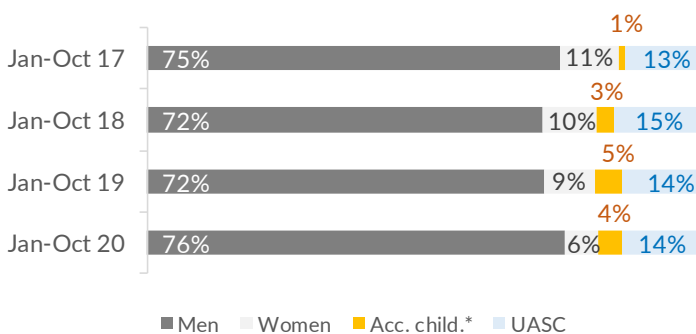
A further 17% of monthly sea arrivals (592 persons) departed from Libya, where the most common embarkation sites were Zawiya and Zuwarah. An additional 6% and 3% embarked in Greece, and Algeria, respectively.

January to October 2019 - 2020



Demographics of arrivals

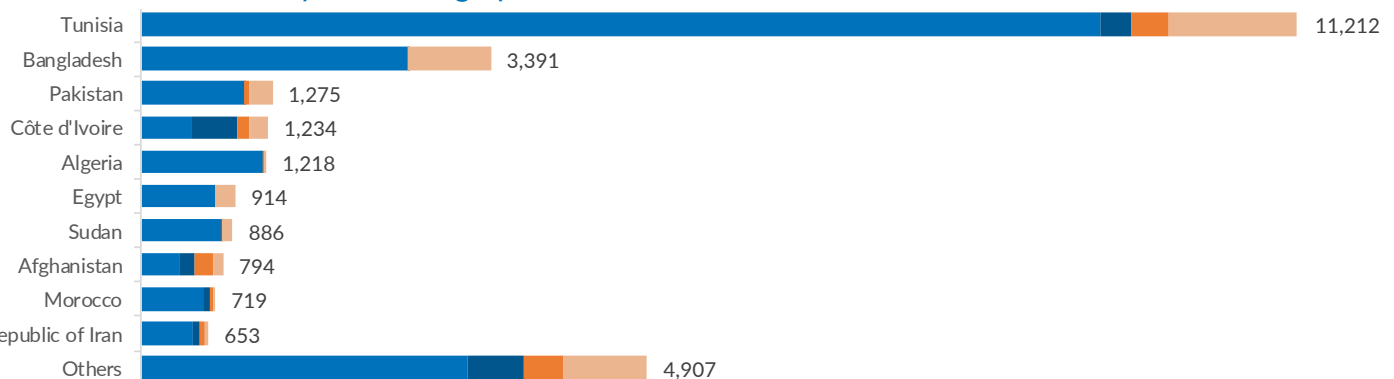
January to October 2017 - 2020



Due to rounding, percentages may not sum to 100% exactly

Between 1 January and 31 October 2020, most sea arrivals were adult men (76%), followed by unaccompanied and separated children (14%), adult women (6%) and accompanied children (4%). In the first ten months of 2020, 1,623 adult women reached Italian shores, the vast majority of whom originated from Côte d'Ivoire (455). In October 2020, 236 women arrived by sea: 54 of them were Ivorians nationals. In 2020 so far, 3,739 unaccompanied and separated children arrived in Italy by sea, the most common nationality being Tunisia (1,256), followed by Bangladesh (800), Pakistan (231), Somalia (205), and Egypt (191). In October 2020, out of 425 unaccompanied and separated children reaching Italy by sea, 137 originated from Tunisia and 90 from Egypt.

Nationality and demographics of arrivals – January to October 2020



	Others	Islamic Republic of Iran	Morocco	Afghanistan	Sudan	Egypt	Algeria	Côte d'Ivoire	Pakistan	Bangladesh	Tunisia	Total
Men	3,160	498	606	377	774	721	1,159	480	999	2,585	9,298	20,657
Women	548	69	67	141	4	0	24	455	7	1	307	1,623
Acc. child.*	387	59	28	187	9	2	8	110	38	5	351	1,184
UASC	812	27	18	89	99	191	27	189	231	800	1,256	3,739
Total	4,907	653	719	794	886	914	1,218	1,234	1,275	3,391	11,212	27,203