



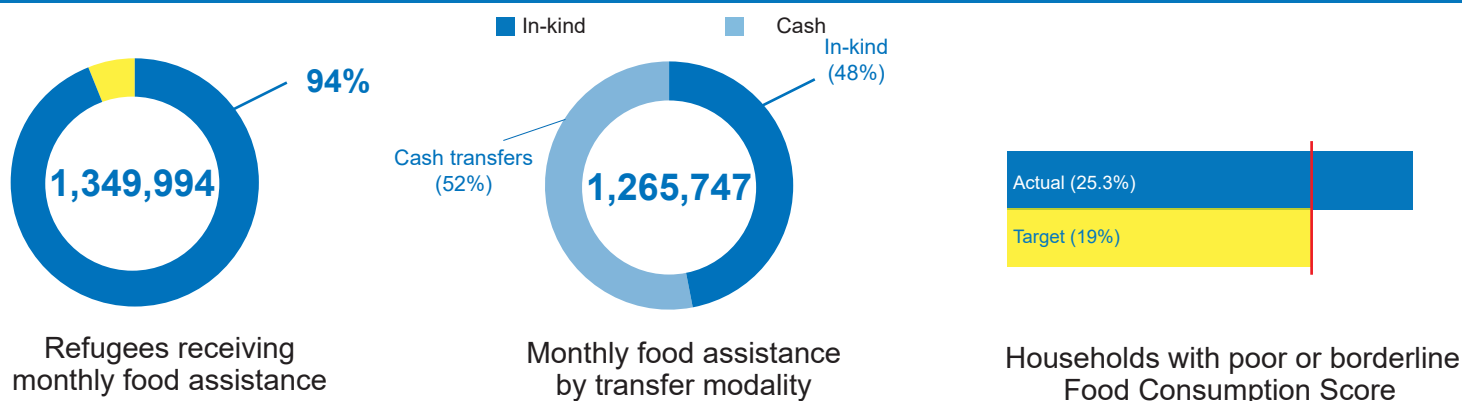
Overview

General food assistance continues to enable refugees to meet their immediate food and nutrition needs and sustain a minimum level of food security.

Due to the closure of the borders by GoU due to the Covid-19 pandemic, no new arrivals were transferred to the reception centres starting from the end of March 2020, but hot meals were provided to the asylum seekers pending registration and relocation and those awaiting Refugee Eligibility Committee. The refugee response faced resource constraints and intermittent pipeline shortfalls in salt due to the delayed production and WFP was forced to implement a blanket ration cut for both in-kind and CBT by 30% starting in April across all settlements. This led to the deterioration of food insecurity among the refugees that mostly depend on assistance. To reduce contacts with PoCs in COVID-19 pandemic context, WFP provided double rations for the May and June cycle for all settlements except Nakivale and Oruchinga where refugees receiving cash assistance through the Agent Banking system received a monthly transfer. To mitigate the impacts of COVID-19 pandemic to urban refugees, WFP extended its food assistance through cash to vulnerable urban refugees.

The sector has expanded the use of cash transfer in lieu of in-kind food, to give additional flexibility to choose locally available food commodities, to enhance local market prospects and also to minimize the risk of transmission of COVID-19 during the distribution process. During this quarter, WFP expanded CBT in the S/West settlements to 90% through its financial service providers Post-Bank (bank on wheels) and Equity bank (Agent banking).

Key indicators




Objective: Refugees have access to adequate nutritious food to meet their basic food and nutrition needs

Indicator	Actual	Target/Standard ('20)	Actual against annual target or standard
Refugees receiving in-kind food assistance			
- Congolese and other refugees	11,448	499,974	2% of the refugee pop. in settlements
- South Sudanese refugees	584,382	882,664	66% of the refugee pop. in settlements
- Burundian refugees	2,600	48,839	5% of the refugee pop. in settlements
Refugees receiving food assistance through cash transfers			
- Congolese and other refugees	382,664	499,974	75% of the refugee pop. in settlements
- South Sudanese refugees	250,437	882,664	28% of the refugee pop. in settlements
- Burundian refugees	36,681	48,839	75% of the refugee pop. in settlements

Indicator

Actual Target/Standard ('20) Actual against annual target or standard

Households with poor or borderline Food Consumption Score



Objective: Targeted food assistance provided to the most vulnerable refugee households based on assessed needs

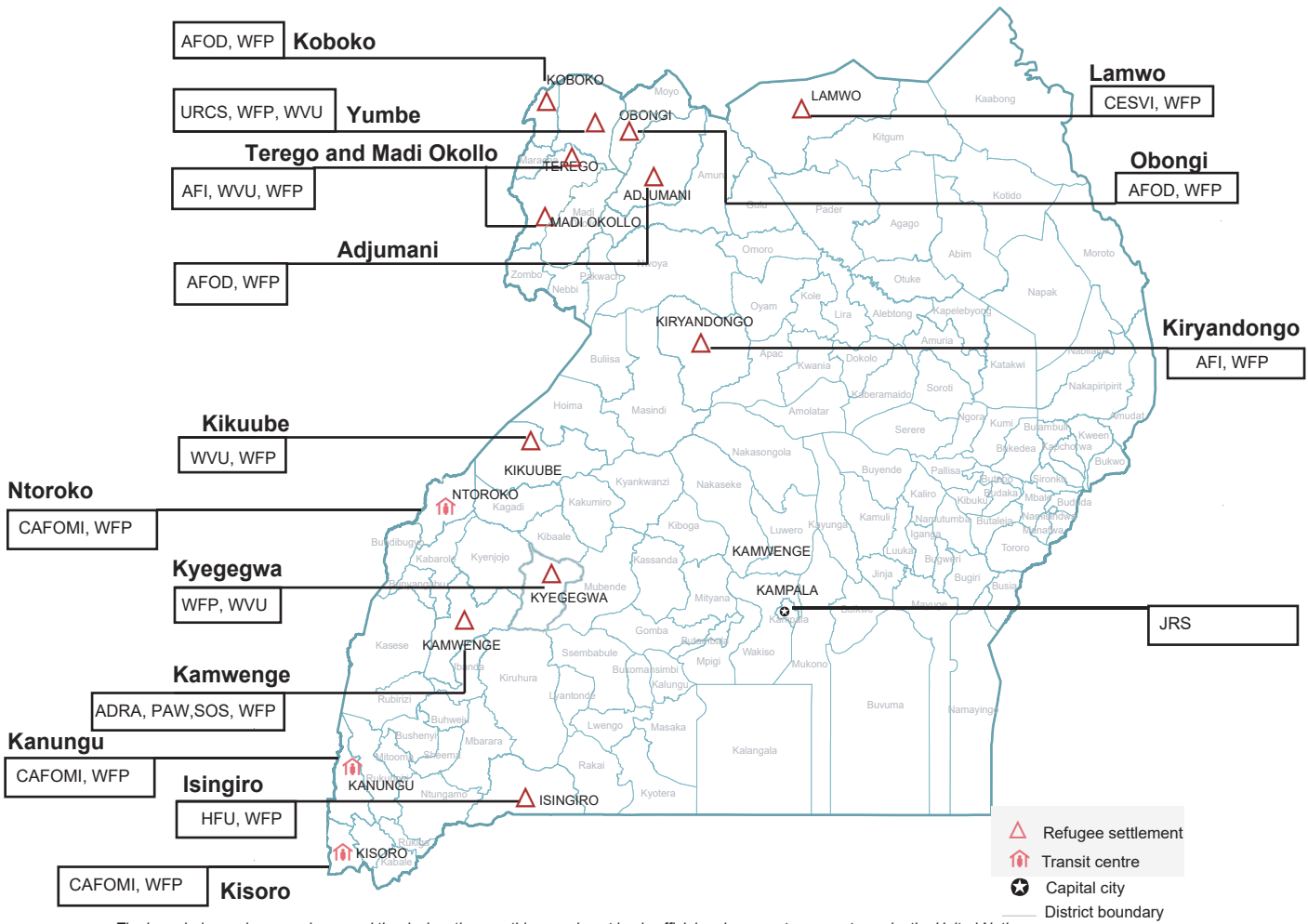
Indicator

Actual Target/Standard ('20) Actual against annual target or standard

Coping Strategy Score of refugee households



Operational presence



The boundaries and names shown and the designations on this map do not imply official endorsement or acceptance by the United Nations

Partners

Adventist Development and Relief Agency (ADRA) | Alliance Forum for Development (AFOD) | Andre Foods International (AFI) | Care and Assistance for Forced Migrants (CAFOMI) | Cooperazione e Sviluppo (CESVI) | Jesuit Refugee Service (JRS) | Hunger Fighters Uganda (HFU) | United Nations World Food Programme (UN WFP) | Uganda Red Cross Society (URCS) | World Vision International (WVI)