ITALY WEEKLY SNAPSHOT (29 NOV - 06 DEC 2020)

Sea arrivals*

32,909 year to date	**11,088** same period in 2019	+197%
346 month to date	**206** same period in 2019	+68%

Top 10 most common countries of origin

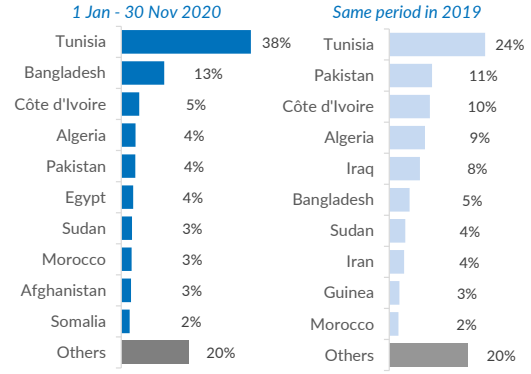

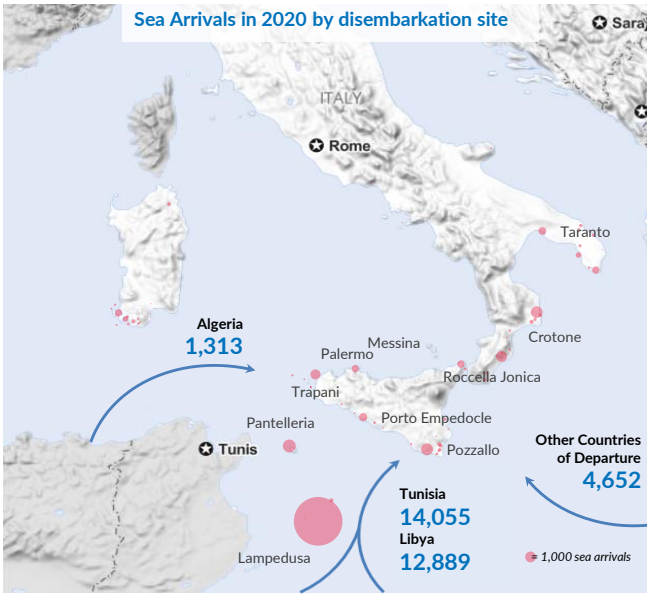

Daily sea arrivals last week (29 Nov - 06 Dec 2020)

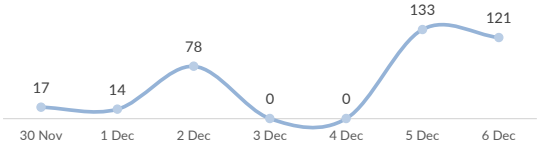

Sea arrivals by gender and age, Jan - Nov 2020

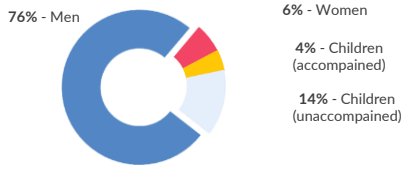

Weekly sea arrivals last year

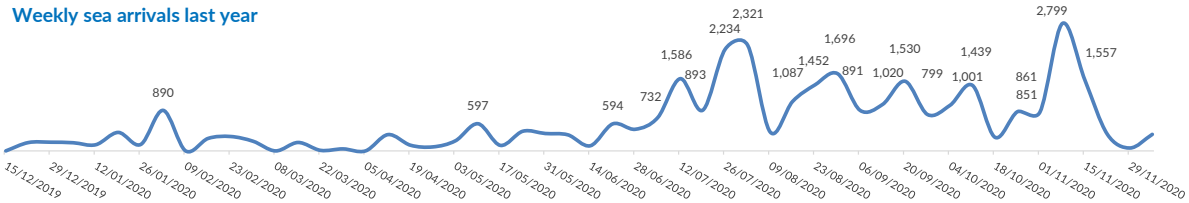

Asylum applications,
Jan-Sep 2020 vs Jan-Sep 2019

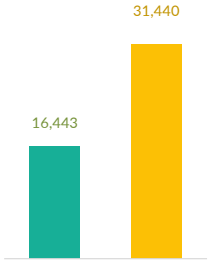

Asylum applications by month,
Applications are not necessarily lodged by new arrivals
2020 vs 2019

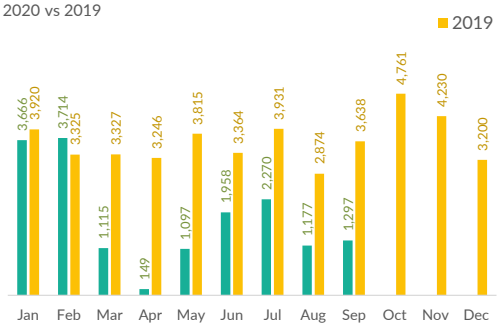

First-Instance RSD Decisions,
Jan-Sep 2020

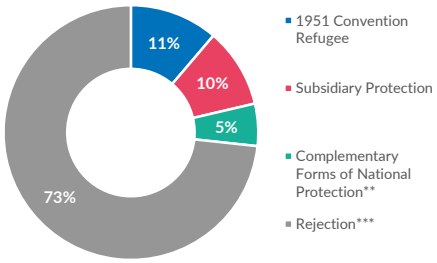

Total first-instance decisions (Jan-Sep 2020)	29,547
Totoal pending cases (Jan-Sep 2020)	53,115

* *The charts above are based on figures from the Italian Ministry of Interior and UNHCR estimates. All figures are provisional and subject to change. Please note that, in addition to sea arrivals, Italy also receives land arrivals and air arrivals. The present document focuses on sea arrivals only, as per official figures provided by the Italian Ministry of Interior.*

** *'Complementary forms of national protection' include decisions granting authorization to stay for humanitarian reasons under national law to persons who are not eligible for international protection, but nonetheless at riskof violation of articles 3 and 8 of the ECHR in case of return*

*** *'Rejection' includes all cases closed, including decisions not taken on the merits, such as inadmissibility decisions and no-shows.*