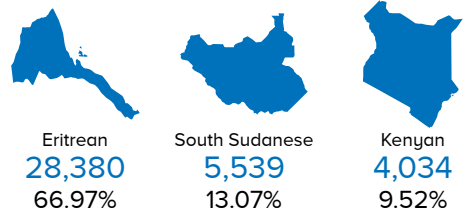


## DISPLACEMENT

**42,380**

Refugees and Asylum Seekers  
November-2020

## Top Nationalities of Refugees



## Population By Site

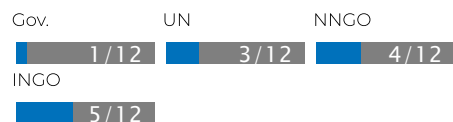
Site	Population	Percentage
Addis Ababa	33,409	78.83%
South Omo - Kangaten	4,934	11.64%
Dilo	4,037	9.53%

## PARTNERSHIP



Partners

ARRA, DICAC, UN-UNHCR, PI, NRC, ZOA, JRS, UN-UNICEF, ANE, AEEG, UN-WFP, DRC



## SECURITY INCIDENTS (LAST 12 MONTHS)

14-Dec-2019 14-Dec-2020

**19** Security Incidents **15** Fatalities



## Oromia 3 Refugees Sites

- ARRA, UN-UNHCR
- ANE
- ARRA
- ARRA, ANE
- ARRA
- ARRA, UN-WFP
- ARRA, UN-UNHCR
- ANE
- ANE

## Addis Ababa 1 Refugees Sites

- DICAC, UN-UNHCR
- JRS, UN-UNHCR, UN-UNICEF

- DICAC
- ARRA, AEEG, DICAC, NRC, PI, JRS

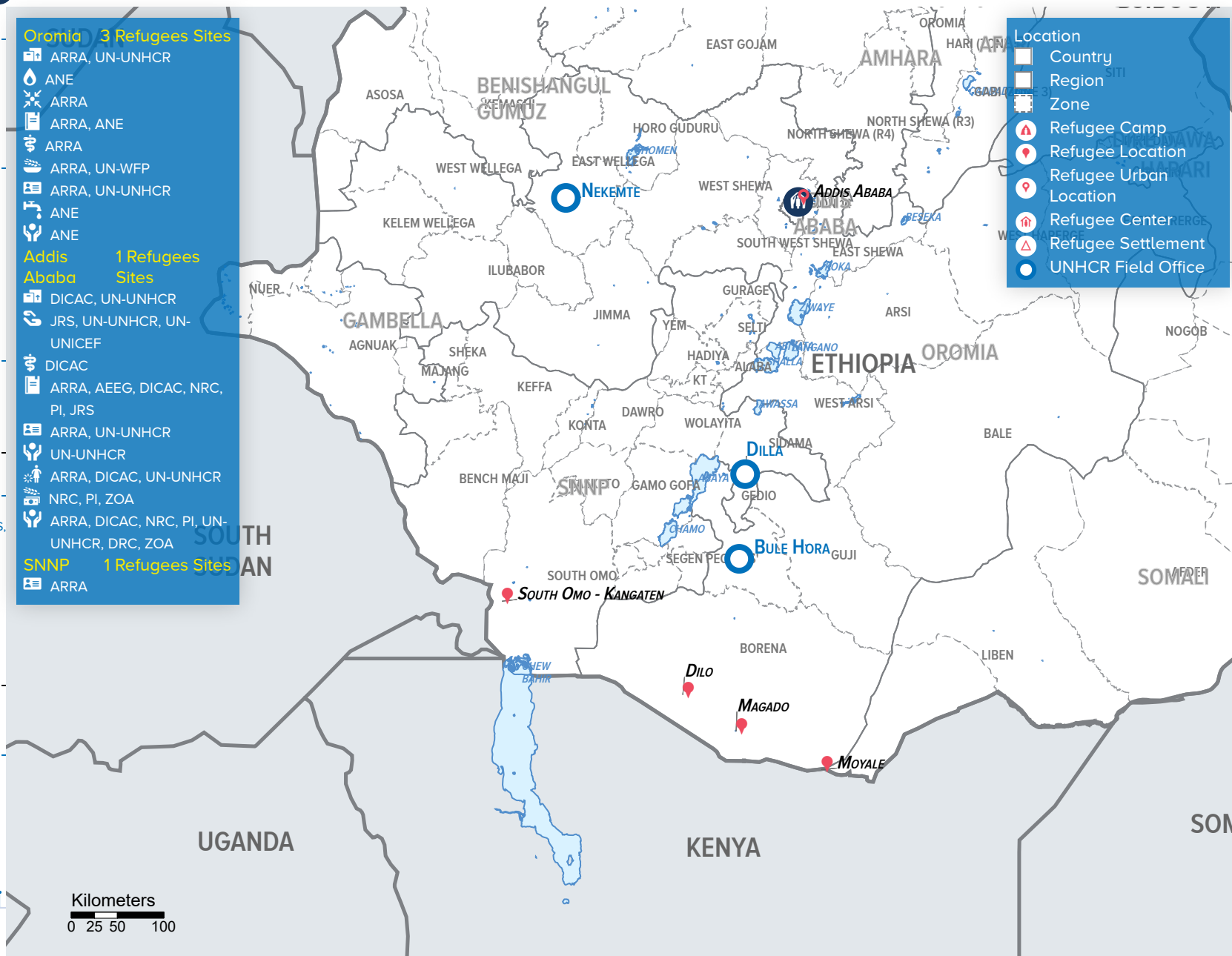
- ARRA, UN-UNHCR
- UN-UNHCR

- ARRA, DICAC, UN-UNHCR
- NRC, PI, ZOA


- ARRA, DICAC, NRC, PI, UN-UNHCR, DRC, ZOA

## SNNP 1 Refugees Sites

- ARRA



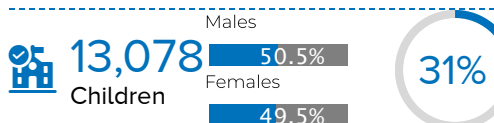
## HEADS OF HOUSEHOLD



## ADULT CHILDREN BREAKDOWN




## SCHOOL AGED CHILDREN



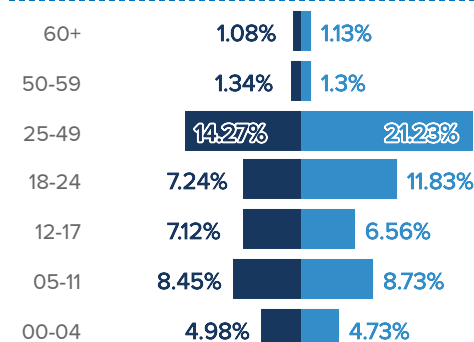
## KG, PRIMARY, SECONDARY ENROLMENT



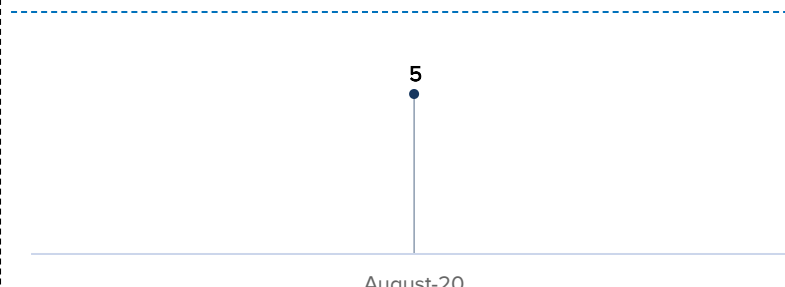
## POPULATION BY SEX



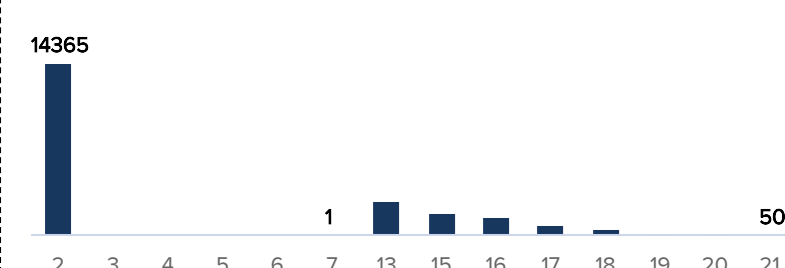
## AGE BREAKDOWN



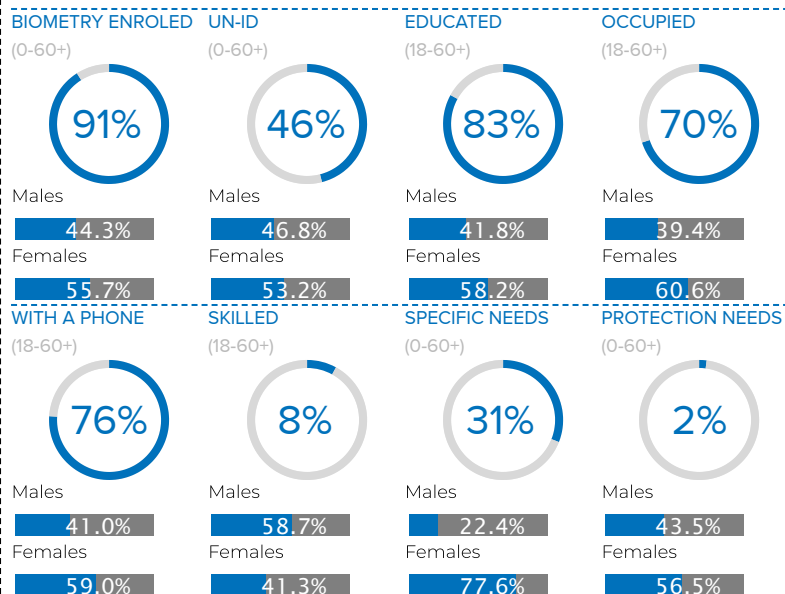
## NEW ARRIVAL TRENDS - ONLY REGISTERED AT LEVEL 3



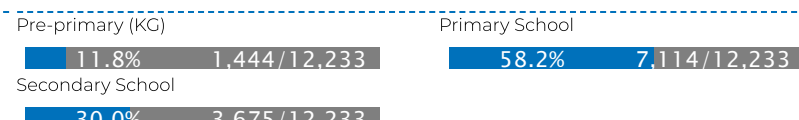
## NUMBER OF HOUSEHOLD BY FAMILY SIZE



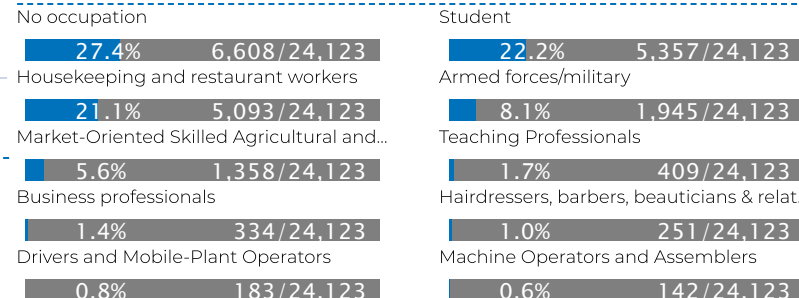
## POPULATION CHARACTERISTICS



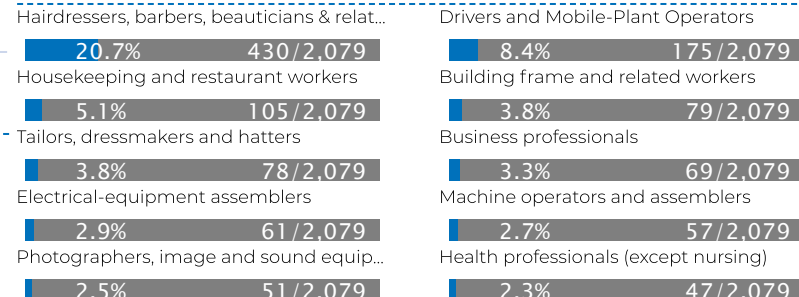
## CHILDREN ENROLLED IN SCHOOL



## ADULT OCCUPATION (TOP 10)



## ADULT SKILLS (TOP 10)



## SPECIFIC NEEDS

