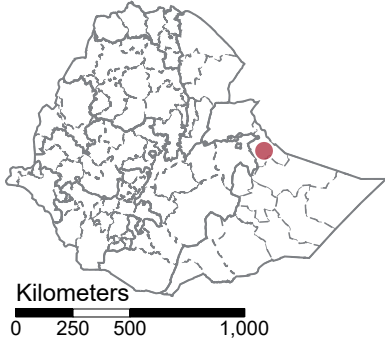




Last important update about the camp

Camp Location



Camp Overview

Office Jijiga
Longitude 43.18
Latitude 9.1
Opening Year 1991
Admin Level 1 Somali
Admin Level 2 Fafan
Admin Level 3 Kebribeyah
Camp Manager ARRA

Overview

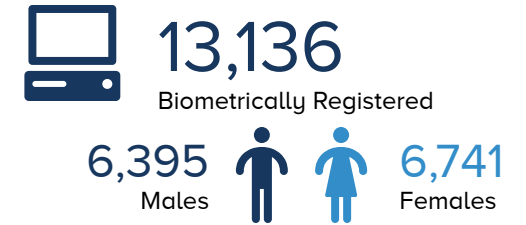
Established in 1991, the Kebribeyah Refugees camp is one of the 8 camps in Somali region hosting Somali refugees who are seeking international protection and asylum in Ethiopia.

14,813 | **2,936** | **5**
 Households | ~ Household Size


Refugees and Asylum Seekers

48.9% **7,244** Males | **7,569** Females | 51.1%
 Humanitarian Response | Indicator | Impact | Performance

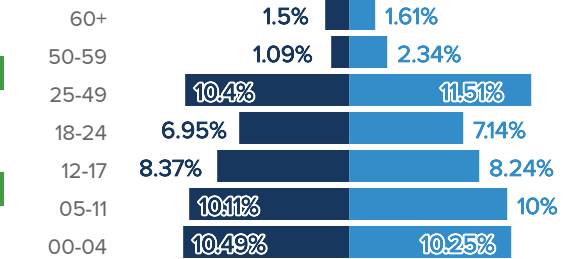
Demography | November-2020



POPULATION BY STATUS



AGE BREAKDOWN



EDUCATION AGE BREAKDOWN



TOP 3 NATIONALITIES



Infrastructures

- 1 Water Reservoir
- 1 Booster Pump
- 1 Water Treatment Point
- 1 Primary School
- 1 Secondary School
- 1 Health Center
- 3 Borehole
- 7 Early Childhood Care and Development
- 27 Water Point
- Solid Waste Disposal Pit
- Distribution centre
- Community centre
- Child friendly space
- Health Post

Implementing Agencies (10)

- IRC, UN-UNICEF, ARRA, SCI and DICAC
- IRC, ARRA, SCI and LWF
- UN-UNHCR, SEE and LWF
- IRC and ARRA
- IRC and RaDO
- UN-UNHCR and ARRA
- IRC and UN-UNICEF
- UN-WFP and ARRA
- UN-UNHCR and ARRA
- RaDO and ARRA
- ARRA
- ARRA
- UN-UNHCR
- SEE
- UN-UNHCR
- SEE

Indicator	Current	Standard
Registration: % of persons of concern registered on an individual basis	100	100
# of asylum seekers and refugees biometrically registered in BIMS	13,051	
Shelter: % of households living in adequate dwellings	0	100
# of transitional shelters provided	0	
WASH: % of households with drop-hole latrine or drop-hole toilet	31.89	85
# of PoC reached by environmental health and hygiene campaigns	0	
CP: % of UASC for whom a best interests process has been initiated or completed	1.86	100
GBV: # of awareness raising campaigns on SGBV prevention and response conducted	2	
Environment: # of hectares of land reforested	4	
Energy: % of health facilities with access to electricity/lighting	100	
CBP: # of community groups supported	4	
Education: % of children enrolled in primary education	84.24	100
CRI: % of persons of concern receiving >=450 grams of soap/person/month	18.94	100
Nutrition: Prevalence of anaemia in children (6-59 months)	15.83	< 20