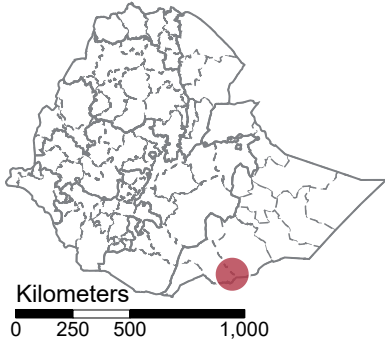




Last important update about the camp

Camp Location



Infrastructures

-  - Booster Pump
-  - Solid Waste Disposal Pit
-  - Water Point
-  - Water Reservoir
-  - Water Treatment Point
-  - Distribution centre
-  - Community centre
-  - Child friendly space
-  - Borehole
-  - Early Childhood Care and Development
-  - Health Center
-  - Health Post
-  - Primary School
-  - Secondary School

Camp Overview

Office Melkadida
Longitude 41.95
Latitude 4.31
Opening Year 2011
Admin Level 1 Somali
Admin Level 2 Liben
Admin Level 3 Dolo Odo
Camp Manager ARRA

Overview















Established in **2011**, the **Buramino** Refugees camp is one of the **8** camps in **Somali** region hosting **Somali** refugees who are seeking international protection and asylum in Ethiopia.

 **33,957** | **5,186** | **7**
 Households | ~ Household Size


Refugees and Asylum Seekers

46.73% **15,867** Males  **18,090** Females  53.27%

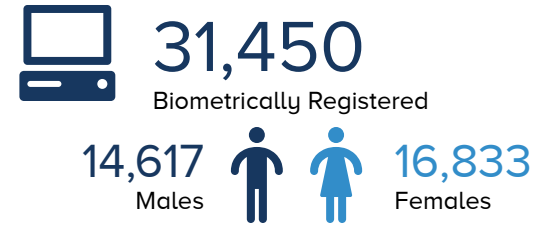
Humanitarian Response

| Indicator | Current | Standard |
|--|---------|----------|
|  % of persons of concern registered on an individual basis | 100 | 100 |
|  # of asylum seekers and refugees biometrically registered in BIMS | 26,466 | |
|  % of households living in adequate dwellings | 24.81 | 100 |
|  # of transitional shelters provided | 0 | |
|  # of persons of concern per drop-hole in communal latrine | 226.3 | < 50 |
|  # of PoC reached by environmental health and hygiene campaigns | 33,338 | |
|  % of UASC for whom a best interests process has been initiated or completed | 12.7 | 100 |
|  # of awareness raising campaigns on SGBV prevention and response conducted | 1 | |
|  # of hectares of land reforested | 0 | |
|  % of health facilities with access to electricity/lighting | 100 | |
|  # of projects benefiting local and displaced communities implemented | 7 | |
|  % of children enrolled in primary education | 25.93 | 100 |
|  % of households whose needs for basic and domestic items are met | 91.64 | 100 |
|  Prevalence of anaemia in children (6-59 months) | 44.49 | < 20 |


Implementing Agencies (21)

-  WaPYDO, UN-WFP, REST, Mercy Corps, FA and NRC ESREB, UN-UNICEF, ARRA, SCI and DICAC
-  RaDO, UN-IOM, ARRA and NRC
-  IMC, UN-WFP and ARRA
-  ZOA, DRC and SEE
-  IMC and ARRA
-  IRC and RaDO
-  UN-UNHCR and ARRA
-  UN-IOM and ANE
-  UN-UNICEF and SCI
-  UN-WFP and ARRA
-  UN-UNHCR and ARRA
-  FA and SEE
-  ARRA and AHADA
-  ARRA
-  UN-UNHCR
-  IRC

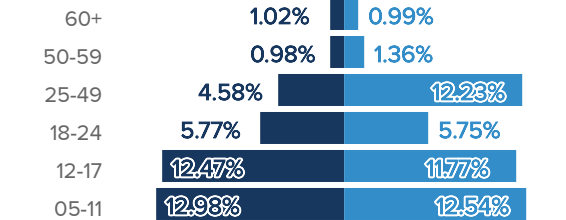
Demography | November-2020



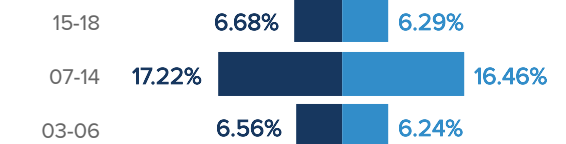
POPULATION BY STATUS



AGE BREAKDOWN



EDUCATION AGE BREAKDOWN



TOP 3 NATIONALITIES



Somali
33,957
100.0%