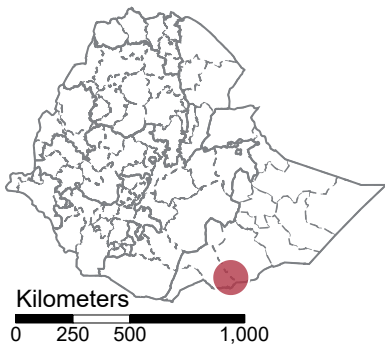




Last important update about the camp

Camp Location



















Infrastructures

-  - Booster Pump
-  - Solid Waste Disposal Pit
-  - Water Point
-  - Water Reservoir
-  - Water Treatment Point
-  - Distribution centre
-  - Community centre
-  - Child friendly space
-  - Borehole
-  - Early Childhood Care and Development
-  - Health Center
-  - Health Post
-  - Primary School
-  - Secondary School

Camp Overview

Office Melkadida
Longitude 41.86
Latitude 4.39
Opening Year 2011
Admin Level 1 Somali
Admin Level 2 Liben
Admin Level 3 Dolo Odo
Camp Manager ARRA

Implementing Agencies (20)

-  WaPYDO, UN-WFP, REST, Mercy Corps, FA and NRC ESREB, UN-UNICEF, ARRA, SCI and DICAC
-  RaDO, UN-IOM, ARRA and NRC
-  IMC, UN-WFP and ARRA
-  IMC and ARRA
-  IRC and RaDO
-  UN-UNHCR and ARRA
-  UN-IOM and ANE
-  UN-UNICEF and SCI
-  DRC and SEE
-  UN-WFP and ARRA
-  UN-UNHCR and ARRA
-  FA and SEE
-  ARRA and AHADA
-  ARRA
-  UN-UNHCR
-  IRC

Overview

Established in **2011**, the **Helaweyn** Refugees camp is one of the **8** camps in **Somali** region hosting **Somali** refugees who are seeking international protection and asylum in Ethiopia.

 **36,531** | **5,682** | **6**
 Households | ~ Household Size


Refugees and Asylum Seekers



47.29% **17,276**  **19,255**  **52.71%**
 Males | Females

Humanitarian Response

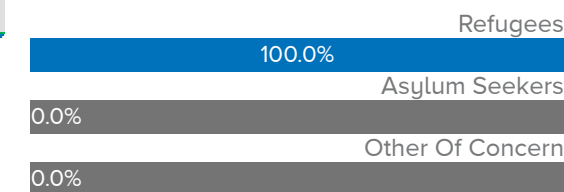
Indicator	Current	Standard
 % of persons of concern registered on an individual basis	100	100
 # of asylum seekers and refugees biometrically registered in BIMS	27,838	
 % of households living in adequate dwellings	25.87	100
 # of transitional shelters provided	0	
 # of persons of concern per drop-hole in communal latrine	300.3	< 50
 # of PoC reached by environmental health and hygiene campaigns	35,605	
 % of UASC for whom a best interests process has been initiated or completed	11.76	100
 # of awareness raising campaigns on SGBV prevention and response conducted	1	
 # of hectares of land reforested	0	
 % of health facilities with access to electricity/lighting	100	
 # of projects benefiting local and displaced communities implemented	9	
 % of children enrolled in primary education	41.79	100
 % of households whose needs for basic and domestic items are met	95.81	100
 Prevalence of anaemia in children (6-59 months)	42.22	< 20

Demography | November-2020

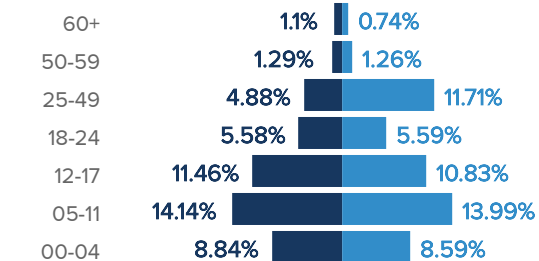
 **33,163**
 Biometrically Registered

15,559  **17,604** 
 Males | Females

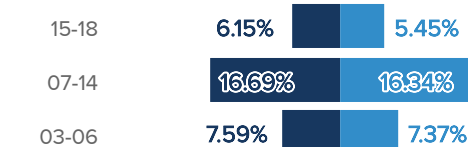
POPULATION BY STATUS



AGE BREAKDOWN



EDUCATION AGE BREAKDOWN



TOP 3 NATIONALITIES

