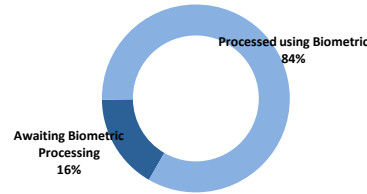


Total Active Registered Iraqis **66,795**

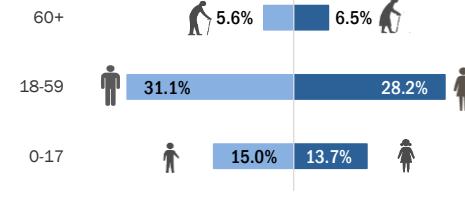
Standard Age and Gender								
Age	0-4	5-11	12-17	18-35	36-59	60+	Total	%
Female	805	4,545	3,775	9,615	9,226	4,352	32,318	48.4%
Male	851	5,026	4,113	11,011	9,736	3,740	34,477	51.6%
Total	1,656	9,571	7,888	20,626	18,962	8,092	66,795	100%
	2.5%	14.3%	11.8%	30.9%	28.4%	12.1%		

Biometric Statistics (IRIS)



UNHCR Jordan

Age-Gender Breakdown



	8,092	12.1%
	39,588	59.3%
	19,115	28.6%

Place of Origin		
Baghdad	33,521	50.2%
Erbil	8,025	12.0%
Basrah	4,527	6.8%
Ninewa	4,041	6.0%
Anbar	4,036	6.0%
Dahuk	2,858	4.3%
Salah al-Din	1,446	2.2%
Thi-Qar	1,343	2.0%
Other	1,270	1.9%
Kirkuk	1,167	1.7%
Diyala	1,113	1.7%
Missan	615	0.9%
Muthanna	590	0.9%
Sulaymaniyah	566	0.8%
Babil	505	0.8%
Wassit	367	0.5%
Najaf	328	0.5%
Qadisiya	251	0.4%
Kerbala	226	0.3%

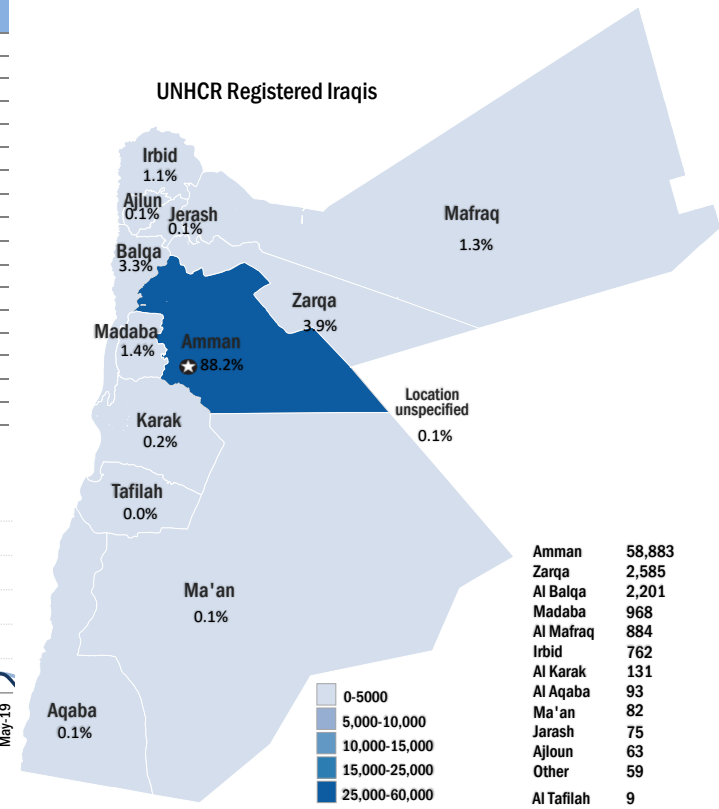
Specific Needs		
Serious medical condition	10,015	15.0%
Disability	3,594	5.4%
Specific legal and physical protection needs	2,228	3.3%
Woman at risk	2,012	3.0%
Child at risk	1,719	2.6%
Single parent	1,180	1.8%
Older person at risk	946	1.4%
Unaccompanied or separated child	102	0.2%
Total	21,796	32.6%

* An individual can have more than one specific need

	Arrivals	
	Arrival	Registration
Pre-2006	4,053	72,669
2006	3,300	4,688
2007	2,089	31,284
2008	1,018	9,762
2009	1,357	6,843
2010	1,891	7,990
2011	2,337	7,770
2012	2,517	4,088
2013	4,596	5,396
2014	15,788	21,537
2015	7,640	9,870
2016	8,320	10,563
2017	5,569	7,070
2018	2,508	3,220
2019	21	430
2020	1	118

* The new arrivals excludes newborn babies who will be represented under the registration trend.

UNHCR Registered Iraqis



Amman	58,883
Zarqa	2,585
Al Balqa	2,201
Madaba	968
Al Mafraq	884
Irbid	762
Al Karak	131
Al Aqaba	93
Ma'an	82
Jarash	75
Ajloun	63
Other	59
Al Tafilah	9

* Coloured map only reflects refugees living outside camps.

Iraqi Arrival & Registration Trends since Jan 2013

