ITALY WEEKLY SNAPSHOT (24 JAN - 31 JAN 2021)

Sea arrivals*

34,154 2020 total arrivals | **11,471** 2019 total arrivals | **+198%**

1,040 January 2021 month-to-date arrivals | **1,340** January 2020 month-to-date arrivals | **-22%**

Top 10 most common countries of origin

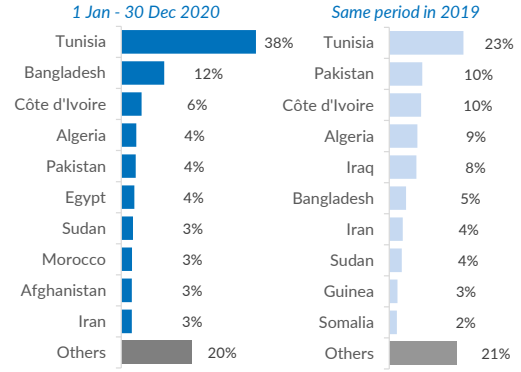

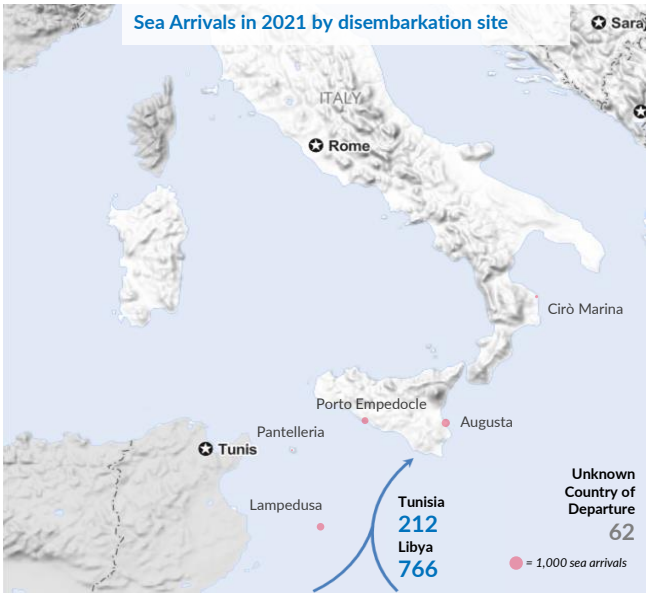

Daily sea arrivals last week (24 Jan - 31 Jan 2021)

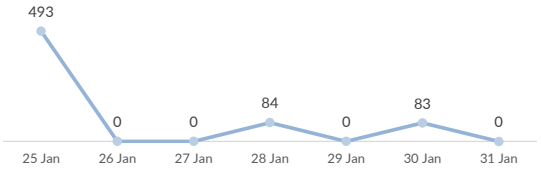

Sea arrivals by gender and age, Jan - Dec 2020

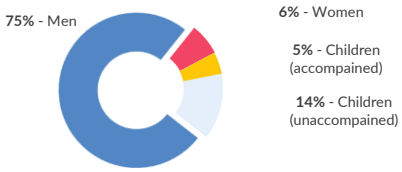

Weekly sea arrivals last year

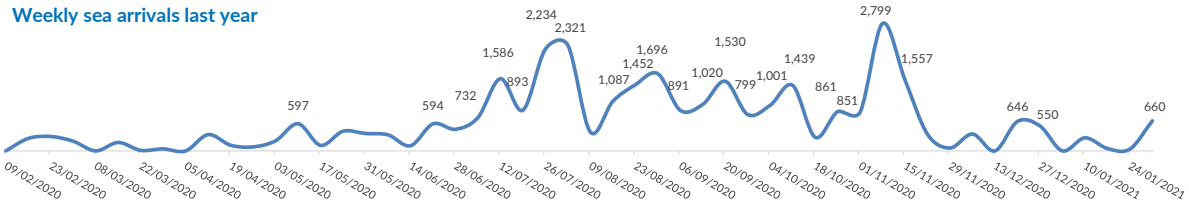

Asylum applications,
Jan-Dec 2020 vs Jan-Dec 2019

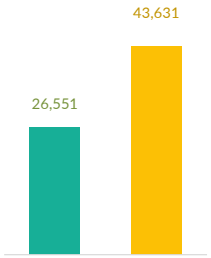

Asylum applications by month,
Applications are not necessarily lodged by new arrivals
2020 vs 2019

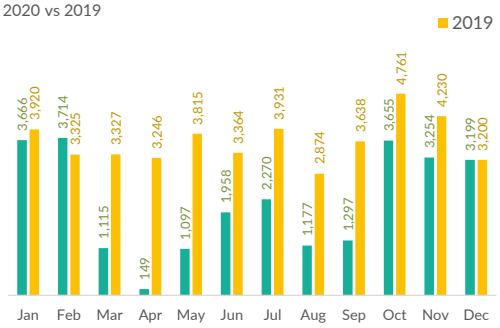

First-Instance RSD Decisions,
Jan-Sep 2020

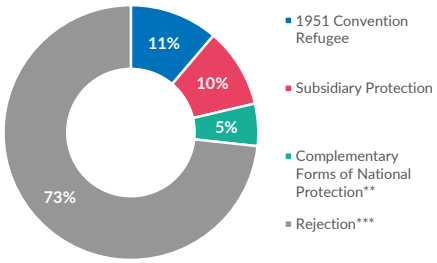

Total first-instance decisions (Jan-Sep 2020) **29,547**

Totoal pending cases (Jan-Dec 2020) **53,916**

* *The charts above are based on figures from the Italian Ministry of Interior and UNHCR estimates. All figures are provisional and subject to ch ange. Please note that, in addition to sea arrivals, Italy also receives land arrivals and air arrivals. The present document focuses on sea arrivals only, as per official figures provided by the Italian Ministry of Interior.*

** *'Complementary forms of national protection' include decisions granting authorization to stay for humanitarian reasons un der national law to persons who are not eligible for international protection, but nonetheless at riskof violation of articles 3 and 8 of the ECHR in case of return*

****'Rejection' includes all cases closed, including decisions not taken on the merits, such as inadmissibility decisions and no-shows.*