

Active Registered Persons Of Concern

22,108


 22,107
100.0%

 1
0.0%

 961
4.3%


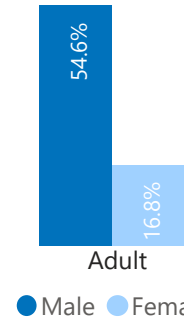
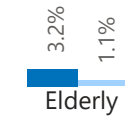
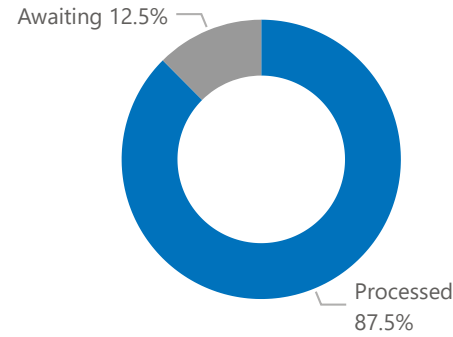
 15,787
71.4%

 5,360
24.2%

Age and Gender

Gender	0-4	5-11	12-17	18-35	36-59	60+
Female	967	988	677	2,331	1,374	249
Male	984	1,034	710	7,459	4,623	712
Total	1,951	2,022	1,387	9,790	5,997	961
	8.8%	9.1%	6.3%	44.3%	27.1%	4.3%

Biometric Statistics



Origin Country

SOM	718	3.2%
other	1,464	6.6%
SUD	6,024	27.2%
YEM	13,902	62.9%

Specific Needs

Serious medical condition	3,170	0.4%
Disability	1,327	0.2%
Specific legal and physical protection needs	870	0.1%
Woman at risk	556	0.1%
Child at risk	324	0.0%
Single parent	284	0.0%
Older person at risk	118	0.0%
Unaccompanied or separated child	74	0.0%
Individuals with Specific Needs	4,823	0.6%

* An individual can have mre than one specific need

Registration Trend

Pre - 2011	8,235	0.6%
2011	857	0.1%
2012	694	0.1%
2013	2,409	0.2%
2014	2,846	0.2%
2015	4,356	0.3%
2016	3,543	0.3%
2017	5,584	0.4%
2018	8,062	0.6%
2019	1,206	0.1%
2020	423	0.0%
2021	131	0.0%

Registration Trend Quarterly

● Arrival ● Registered



Year of Arrival

Pre 2011	1,620	8.2%
2011	570	2.9%
2012	1,076	5.4%
2013	2,425	12.2%
2014	1,986	10.0%
2015	3,440	17.3%
2016	1,443	7.3%
2017	2,045	10.3%
2018	5,148	26.0%
2019	80	0.4%
2020	5	0.0%
2021	0	0.0%

babies who are represented under the registration trend.

