Uganda - Refugee Statistics February 2021 - Rwamwanja

Total Population
75,942

Total Refugees
75,314

Total Households
18,504

Total Asylum-Seekers
628

Women and Children
82%
62,170

Female
52%
39,188

Elderly
2%
1,867

Youth 15-24
17%
12,576

Zones - Top 10

Level3	HHs	Individuals
Kyempango	5,007	20,542
Kaihora	2,445	10,810
Mahani	2,710	10,391
Nkoma	1,973	8,403
Ntenungi	1,841	8,170
Base Camp	1,810	7,033
Mahiga	1,155	4,344
Kikuura	658	2,590
Waijagahe	516	2,144
Buguta	377	1,475

Country of Origin	Total
Democratic Republic of the Congo	75,494
Rwanda	221
South Sudan	159
Burundi	55
Kenya	6
Central African Republic	3
United Republic of Tanzania	2

Age & Gender Breakdown

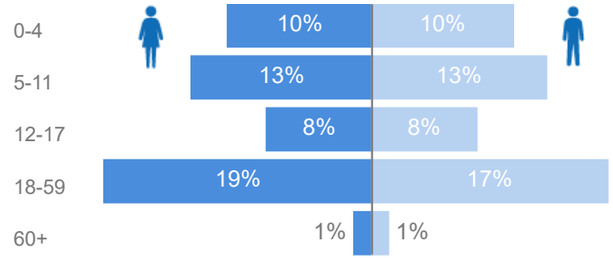

Specific Needs - Top 7

3,384 2,246

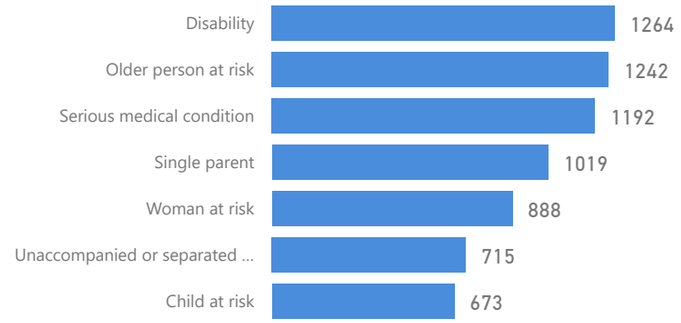

New Registration by Month

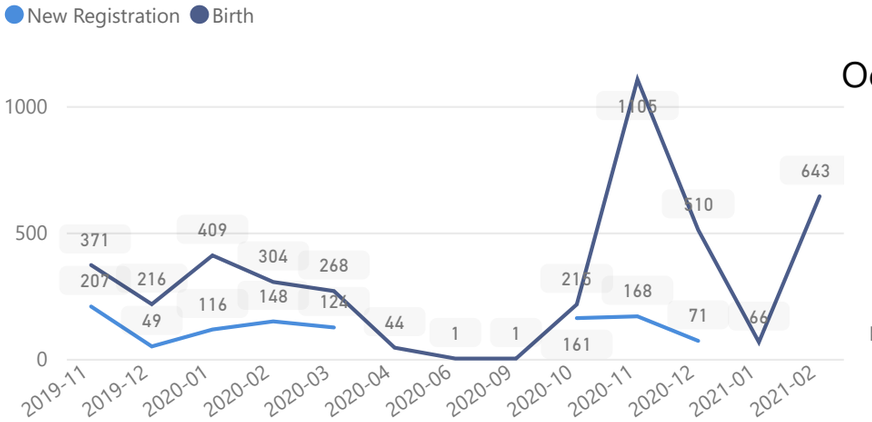

Occupation - Top 5

60.9% Have occupation

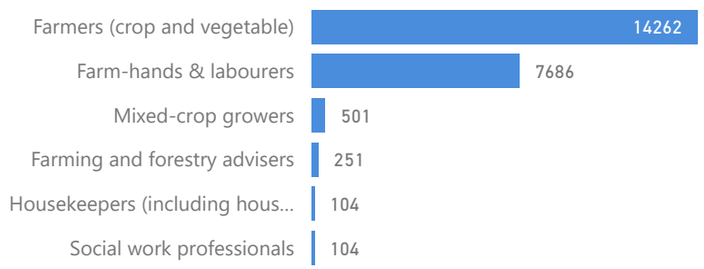

* Age is between 18 - 59 years for Occupation
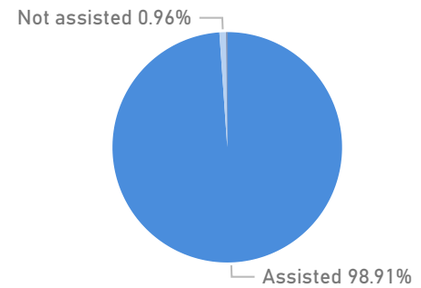
Assistance Status