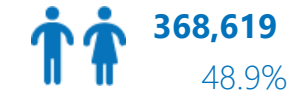
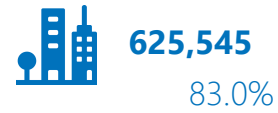


Active Registered Persons Of Concern

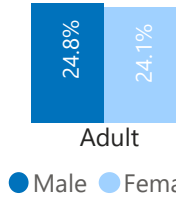
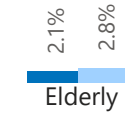
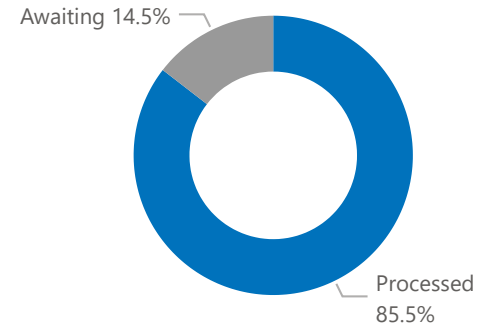
753,676



Age and Gender

Gender	0-4	5-11	12-17	18-35	36-59	60+
Male	47,135	76,903	54,829	116,132	71,091	15,966
Female	44,835	72,653	51,897	108,351	73,045	20,839
Total	91,970	149,556	106,726	224,483	144,136	36,805
	12.2%	19.8%	14.2%	29.8%	19.1%	4.9%

Biometric Statistics



Origin Country

SOM	717	0.1%
other	1,452	0.2%
SUD	6,013	0.8%
YEM	13,843	1.8%
IRQ	66,753	8.9%
SYR	664,898	88.2%

Specific Needs

Serious medical condition	78,847	10.5%
Specific legal and physical protection needs	37,001	4.9%
Disability	31,426	4.2%
Child at risk	29,620	3.9%
Single parent	17,888	2.4%
Woman at risk	14,471	1.9%
Older person at risk	7,249	1.0%
Unaccompanied or separated child	2,506	0.3%

* An individual can have mre than one specific need

Individuals with Specific Needs	157,645	20.9%
---------------------------------	---------	-------

Year of Arrival

Pre 2011	25,614	4.2%
2011	24,071	3.9%
2012	152,082	24.8%
2013	253,595	41.3%
2014	76,711	12.5%
2015	24,932	4.1%
2016	34,051	5.6%
2017	10,456	1.7%
2018	9,930	1.6%
2019	1,592	0.3%
2020	262	0.0%
2021	6	0.0%

babies who are represented under the registration trend.

Registration Trend

Pre - 2011	142,896	10.6%
2011	10,988	0.8%
2012	135,616	10.0%
2013	674,686	49.8%
2014	145,647	10.8%
2015	55,248	4.1%
2016	67,720	5.0%
2017	41,336	3.1%
2018	38,812	2.9%
2019	23,925	1.8%
2020	13,832	1.0%
2021	3,607	0.3%

Registration Trend Quarterly

