

Active Registered Persons Of Concern

66,747


66,747
100.0%

0
0.0%

8,222
12.3%

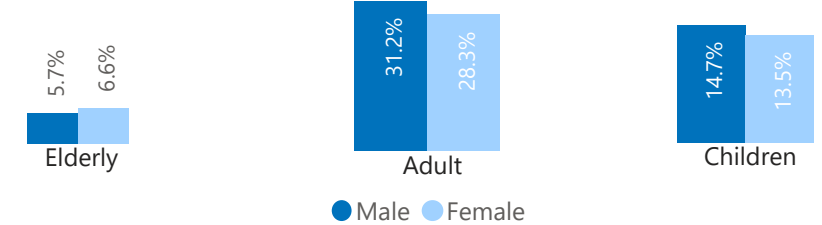
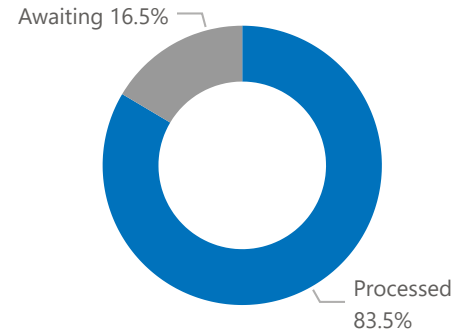
39,705
59.5%

18,820
28.2%

Age and Gender

Gender	0-4	5-11	12-17	18-35	36-59	60+
Male	759	4,911	4,171	10,998	9,819	3,793
Female	741	4,450	3,788	9,601	9,287	4,429
Total	1,500	9,361	7,959	20,599	19,106	8,222
	2.2%	14.0%	11.9%	30.9%	28.6%	12.3%

Biometric Statistics



Origin Country

IRQ	66,747	100.0%
-----	--------	--------

Specific Needs

Serious medical condition	10,295	1.4%
Disability	3,655	0.5%
Specific legal and physical protection needs	2,227	0.3%
Woman at risk	2,020	0.3%
Child at risk	1,796	0.2%
Single parent	1,180	0.2%
Older person at risk	967	0.1%
Unaccompanied or separated child	102	0.0%

Year of Arrival

Pre 2011	13,688	21.8%
2011	2,334	3.7%
2012	2,516	4.0%
2013	4,589	7.3%
2014	15,756	25.0%
2015	7,619	12.1%
2016	8,302	13.2%
2017	5,564	8.8%
2018	2,509	4.0%
2019	27	0.0%
2020	4	0.0%
2021	0	0.0%

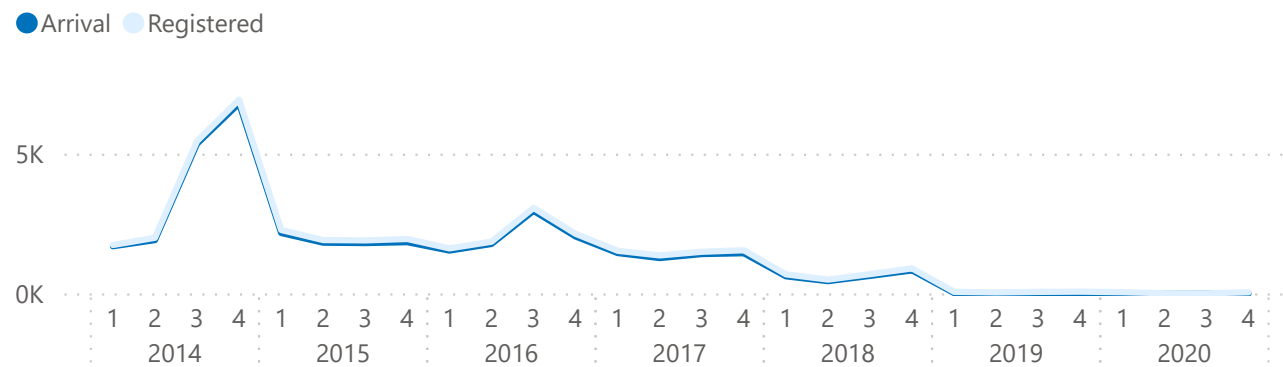
Registration Trend

Pre - 2011	133,236	9.8%
2011	7,770	0.6%
2012	4,088	0.3%
2013	5,396	0.4%
2014	21,537	1.6%
2015	9,870	0.7%
2016	10,563	0.8%
2017	7,070	0.5%
2018	3,220	0.2%
2019	431	0.0%
2020	127	0.0%
2021	62	0.0%

* An individual can have mre than one specific need

Individuals with Specific Needs	15,794	2.1%
---------------------------------	--------	------

Registration Trend Quarterly



babies who are represented under the registration trend.

