

Active Registered Persons Of Concern

21,891


 21,890
100.0%

 1
0.0%

 963
4.4%

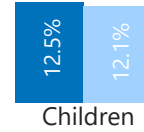
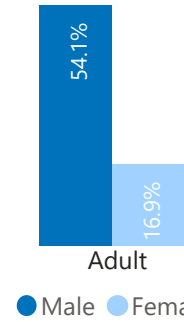
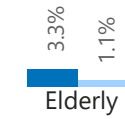
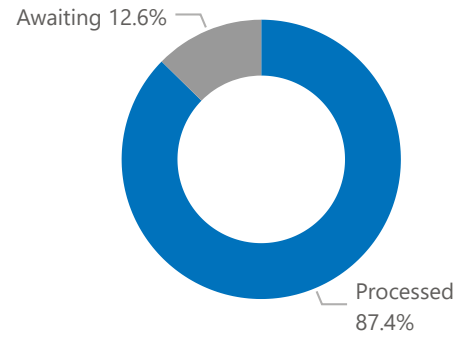
 15,537
71.0%

 5,391
24.6%

Age and Gender

Gender	0-4	5-11	12-17	18-35	36-59	60+
Female	979	993	675	2,320	1,373	250
Male	1,003	1,033	708	7,262	4,582	713
Total	1,982	2,026	1,383	9,582	5,955	963
	9.1%	9.3%	6.3%	43.8%	27.2%	4.4%

Biometric Statistics



Origin Country

SOM	709	3.2%
other	1,443	6.6%
SUD	6,012	27.5%
YEM	13,727	62.7%

Specific Needs

Serious medical condition	3,268	0.4%
Disability	1,331	0.2%
Specific legal and physical protection needs	875	0.1%
Woman at risk	559	0.1%
Child at risk	321	0.0%
Single parent	284	0.0%
Older person at risk	119	0.0%
Unaccompanied or separated child	74	0.0%

* An individual can have mre than one specific need

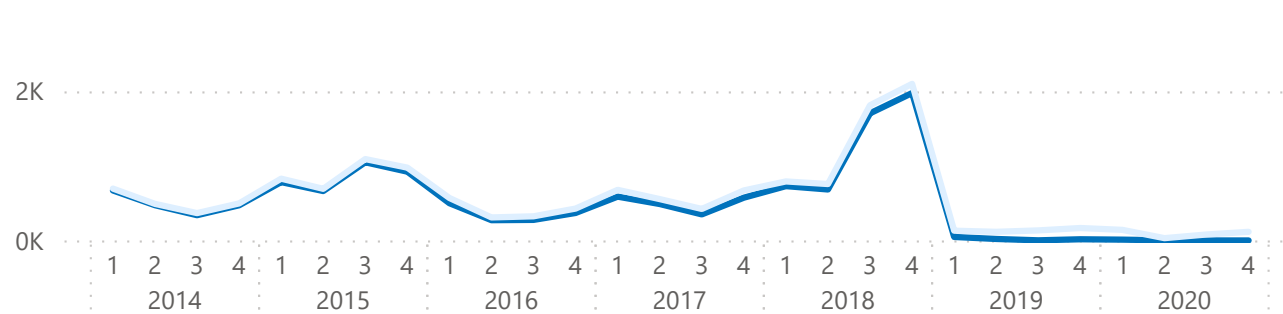
Individuals with Specific Needs	4,911	0.7%
---------------------------------	-------	------

Registration Trend

Pre - 2011	8,235	0.6%
2011	857	0.1%
2012	694	0.1%
2013	2,412	0.2%
2014	2,846	0.2%
2015	4,357	0.3%
2016	3,543	0.3%
2017	5,585	0.4%
2018	8,062	0.6%
2019	1,206	0.1%
2020	423	0.0%
2021	216	0.0%

Registration Trend Quarterly

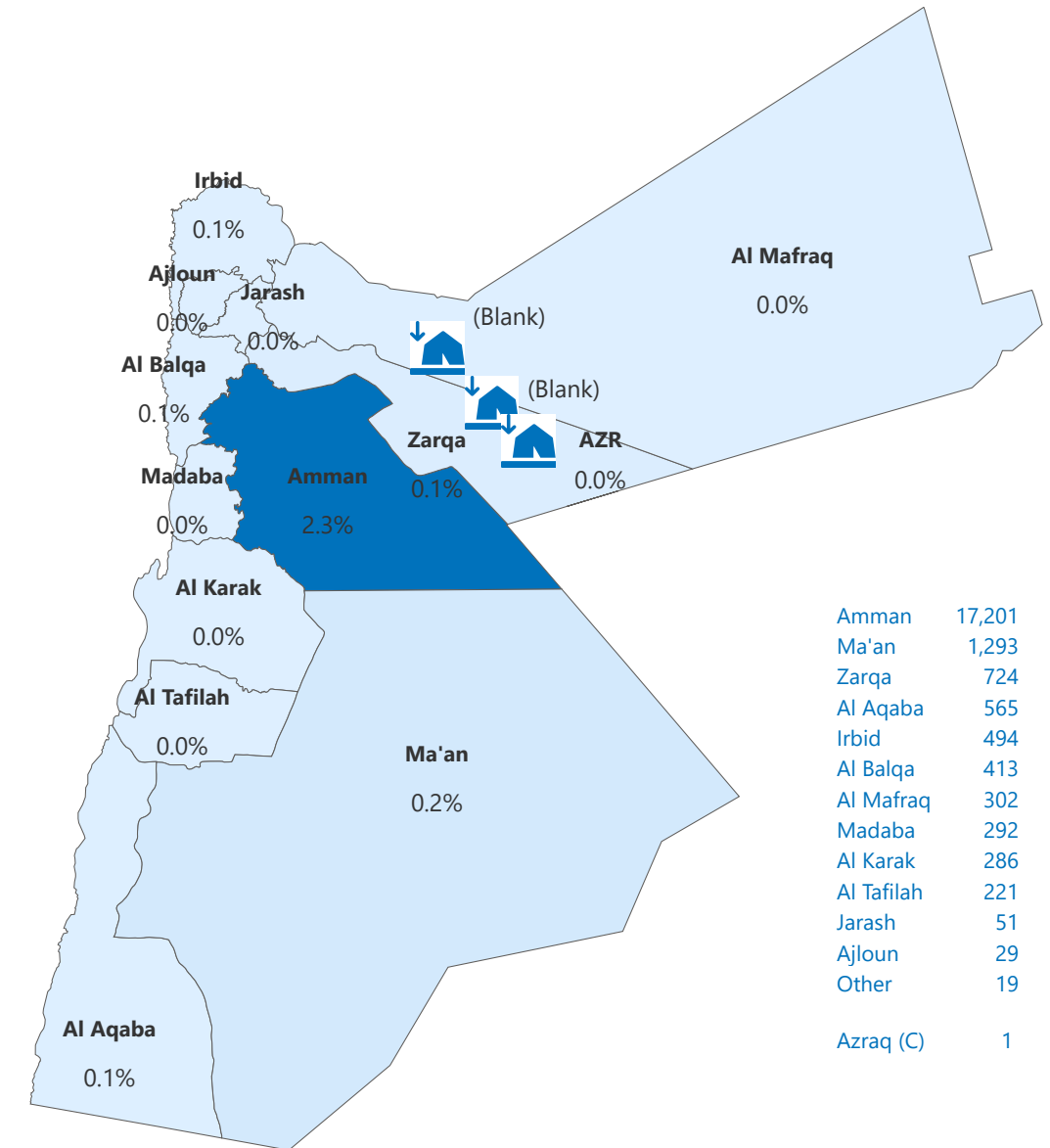
● Arrival ● Registered



Year of Arrival

Pre 2011	1,605	8.2%
2011	555	2.8%
2012	1,056	5.4%
2013	2,365	12.1%
2014	1,955	10.0%
2015	3,418	17.5%
2016	1,417	7.2%
2017	2,001	10.2%
2018	5,097	26.0%
2019	85	0.4%
2020	13	0.1%
2021	1	0.0%

babies who are represented under the registration trend.



Amman	17,201
Ma'an	1,293
Zarqa	724
Al Aqaba	565
Irbid	494
Al Balqa	413
Al Mafrqa	302
Madaba	292
Al Karak	286
Al Tafilah	221
Jarash	51
Ajloun	29
Other	19
Azraq (C)	1