ITALY Sea arrivals dashboard

Overview

In the first five months of 2021, 14,692 refugees and migrants arrived in Italy by sea, compared to 5,119 in the same period last year.

14,692 Jan - May 2021 [1]

5,119 Jan - May 2020 [1]

In May 2021, 5,679 refugees and migrants reached shore in southern Italy, compared to 1,654 (+243%) and 782 (+626%) in 2020 and 2019 respectively. The vast majority of them (5,198) arrived in Sicily, most commonly on the island of Lampedusa, where 3,758 new arrivals were recorded and half of the total monthly disembarkations took place (51 out of 101). In May, there were two disembarkations in Calabria for a total of 261 new arrivals, while 169 persons disembarked in Apulia and 51 in Sardinia.

Monthly sea arrivals

January 2018 to May 2021

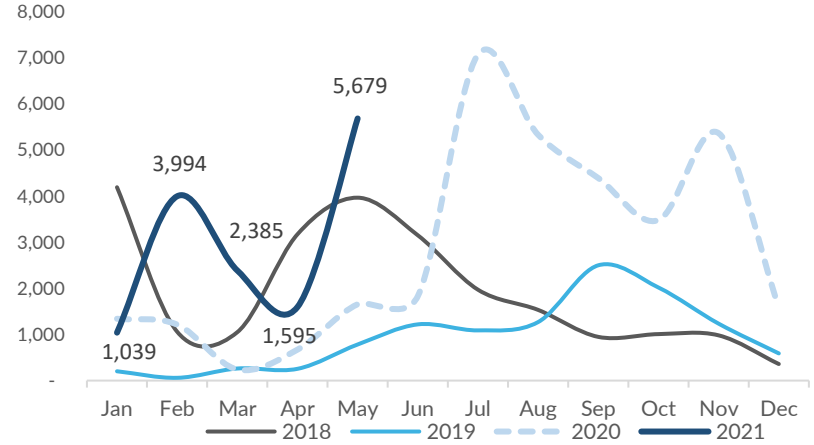

Yearly sea arrivals

January to May, 2018-2021

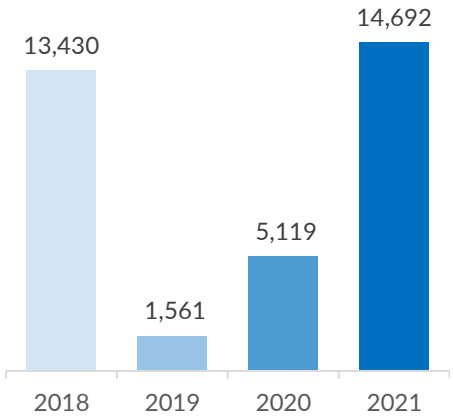

Nationality of arrivals

To date in 2021, the most common country of origin recorded among refugees and migrants reaching Italian shores is Bangladesh (18%), followed by Tunisia (14%), Côte d'Ivoire (10%), Eritrea (7%), Guinea (6%), Egypt (6%), Sudan (6%), Morocco (4%), Mali (4%) and Algeria (3%). The numbers of refugees and migrants arriving by sea from Bangladesh and Eritrea in May 2021 increased significantly compared to the previous month (29% and 9% of the monthly total, compared to 9% and 4% in April respectively). In parallel, a decrease in the number Tunisians arrivals was recorded (11% of the monthly total, compared to 19% in April). Please note that official data on nationalities is not yet comprehensive as the nationality of over 262 persons who arrived by sea in May 2021 remains unknown at the time of writing (16 June 2021).

Most common nationalities of arrivals - January 2020 to May 2021

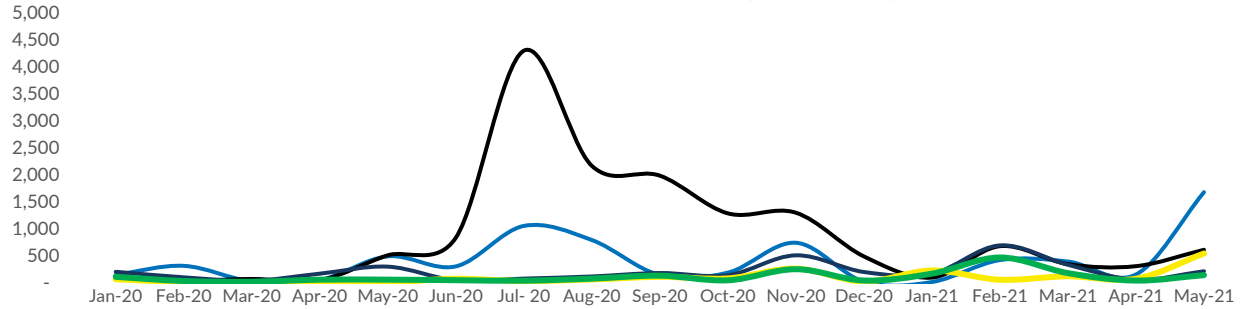

	Jan-20	Feb-20	Mar-20	Apr-20	May-20	Jun-20	Jul- 20	Aug-20	Sep-20	Oct-20	Nov-20	Dec-20	Jan-21	Feb-21	Mar-21	Apr-21	May-21
Bangladesh	137	303	15	39	480	293	1,043	782	132	177	731	9	3	410	383	143	1669
Tunisia	68	26	60	37	498	823	4,292	2,157	1,975	1,276	1,288	478	85	668	335	297	601
Côte d'Ivoire	193	90	27	158	288	35	67	106	170	129	498	189	157	682	323	45	203
Eritrea	56	-	-	17	-	63	21	51	100	70	252	13	217	45	110	64	533
Guinea	99	22	8	47	47	37	28	66	121	35	241	31	158	458	168	30	131

[1] All data are based on official Ministry of Interior figures shared with UNHCR. All figures are provisional and subject to change.

Country of embarkation

To date in 2021, 66 per cent of sea arrivals in Italy (9,699 persons) departed from Libya, followed by 22 per cent (3,290 persons) departing from Tunisia, 8 per cent (1,195 persons) departing from Turkey, 2 per cent (328 persons) departing from Algeria and 1 per cent (180 persons) departing from Greece. No departures from Albania have been recorded in 2021. The majority of persons departing from Libya originated from Bangladesh, followed by Eritrea, Sudan, and Egypt, while persons who embarked in Tunisia were mostly Tunisian nationals, followed by Ivoirians, and, to a lesser extent, Guineans. Refugees and migrants who arrived via sea from Turkey were for the vast majority Iranian and Iraqi nationals, while those who arrived from Greece were mostly Egyptian nationals, followed by Afghan nationals. All those arriving via sea from Algeria were Algerian nationals. In May 2021, a further increase in departures from Turkey was observed, compared to previous months: 515 persons disembarked in Italy having embarked in Turkey in May 2021, compared to 265 in April and 296 in March.

The vast majority of refugees and migrants who departed from Libya in May embarked in Zuwarah, Abu Kammash and Zawiya, while the most common departure site in Tunisia was Sidi Mansour, an, in Algeria, El Kala and Annaba. The most frequent embarkation site in Turkey was Izmir.

January to May 2020 - 2021

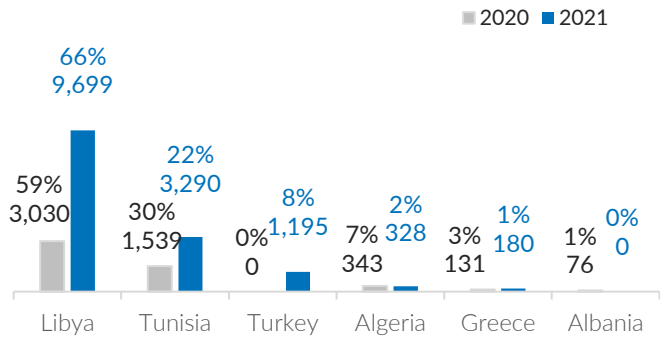

Due to rounding, percentages may not sum to 100% exactly

Demographics of arrivals

January to May 2018 - 2021

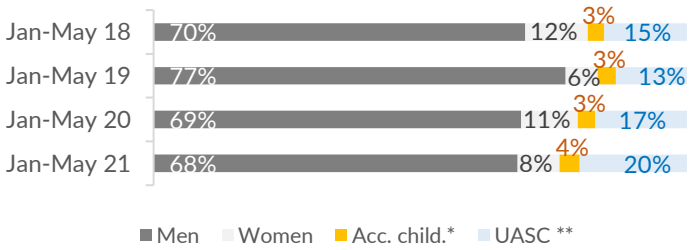

From 1 January – 31 May 2021, most sea arrivals were adult men (68%), followed by unaccompanied and separated children (UASC, 20%), adult women (8%) and accompanied children (4%).

In the first five months of the year, 1,151 adult women reached Italian shores, the vast majority of whom originated from Côte d'Ivoire (466) and Guinea (163).

In the same period, 2,956 UASC arrived in Italy by sea: the most common nationalities recorded are Bangladesh (726), Tunisia (416), Guinea (324), Côte d'Ivoire (278) and Eritrea (258).

Due to rounding, percentages may not sum to 100% exactly

Nationality and demographics of arrivals – January to May 2021

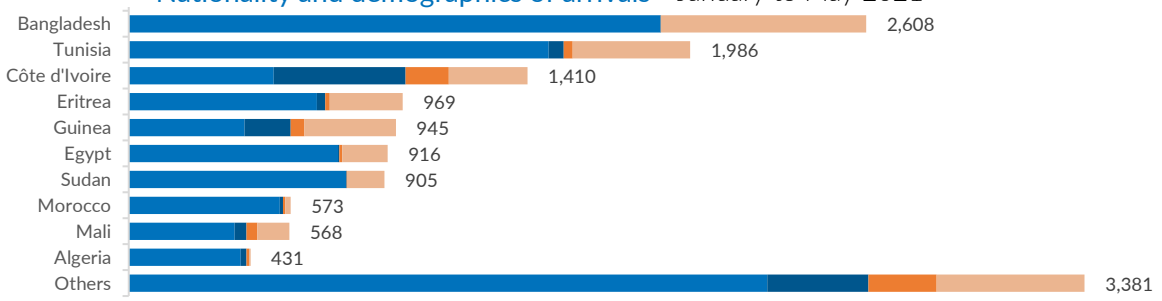

	Others	Algeria	Mali	Morocco	Sudan	Egypt	Guinea	Eritrea	Côte d'Ivoire	Tunisia	Bangladesh	Total
Men	2,259	396	375	534	769	740	410	666	513	1,485	1,881	10,028
Women	357	21	41	12	2	5	163	29	466	54	1	1,151
Acc. child.*	242	9	39	8	1	10	48	16	153	31	-	557
UASC **	523	5	113	19	133	161	324	258	278	416	726	2,956
Total	3,381	431	568	573	905	916	945	969	1,410	1,986	2,608	14,692

* Accompanied children ** Unaccompanied and separated children