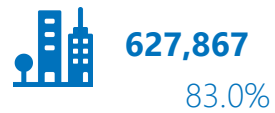


Active Registered Persons Of Concern


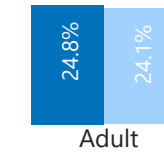
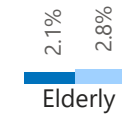
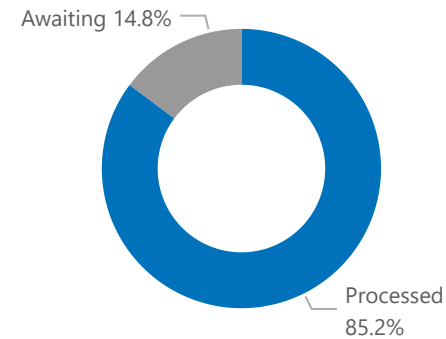
756,729



Age and Gender

Gender	0-4	5-11	12-17	18-35	36-59	60+
Male	47,201	76,962	55,359	115,929	71,855	16,040
Female	45,023	72,655	52,497	108,337	73,896	20,975
Total	92,224	149,617	107,856	224,266	145,751	37,015
	12.2%	19.8%	14.3%	29.6%	19.3%	4.9%

Biometric Statistics



Origin Country

SOM	697	0.1%
other	1,451	0.2%
SUD	6,015	0.8%
YEM	13,531	1.8%
IRQ	66,703	8.8%
SYR	668,332	88.3%

Specific Needs

Serious medical condition	84,832	11.2%
Specific legal and physical protection needs	37,054	4.9%
Disability	32,464	4.3%
Child at risk	30,636	4.0%
Single parent	17,690	2.3%
Woman at risk	14,459	1.9%
Older person at risk	7,308	1.0%
Unaccompanied or separated child	2,560	0.3%

Year of Arrival

Pre 2011	25,551	4.2%
2011	23,999	3.9%
2012	151,576	24.8%
2013	252,518	41.3%
2014	76,430	12.5%
2015	24,801	4.1%
2016	33,917	5.5%
2017	10,384	1.7%
2018	9,840	1.6%
2019	1,798	0.3%
2020	753	0.1%
2021	18	0.0%

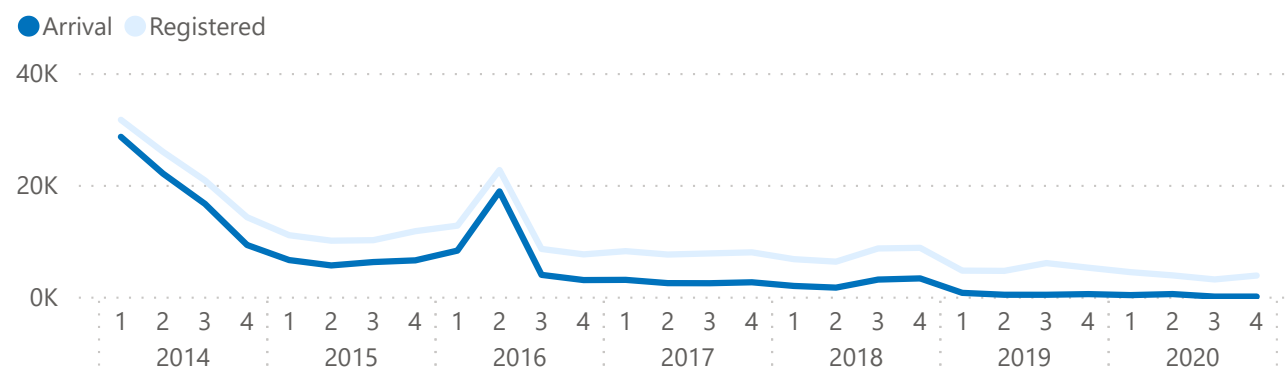
Registration Trend

Pre - 2011	142,896	10.5%
2011	10,988	0.8%
2012	135,616	10.0%
2013	674,686	49.6%
2014	145,647	10.7%
2015	55,248	4.1%
2016	67,720	5.0%
2017	41,336	3.0%
2018	38,812	2.9%
2019	23,925	1.8%
2020	13,832	1.0%
2021	9,641	0.7%

* An individual can have mre than one specific need

Individuals with Specific Needs	163,654	21.6%
---------------------------------	---------	-------

Registration Trend Quarterly



babies who are represented under the registration trend.

