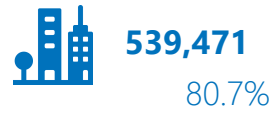


Active Registered Persons Of Concern


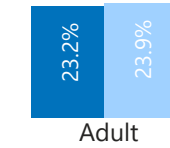
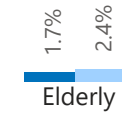
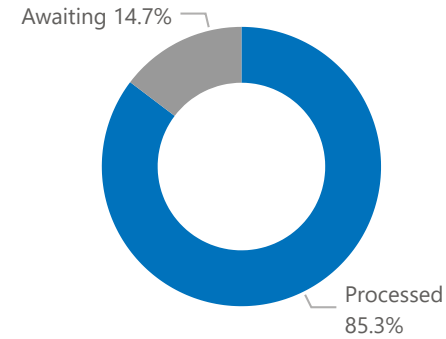
668,332



Age and Gender

Gender	0-4	5-11	12-17	18-35	36-59	60+
Male	45,439	71,116	50,450	97,910	57,435	11,502
Female	43,306	67,301	47,971	96,480	63,186	16,236
Total	88,745	138,417	98,421	194,390	120,621	27,738
	13.3%	20.7%	14.7%	29.1%	18.0%	4.2%

Biometric Statistics



● Male ● Female

Origin Country

SYR	668,332	100.0%
-----	---------	--------

Specific Needs

Serious medical condition	70,643	9.3%
Specific legal and physical protection needs	33,951	4.5%
Child at risk	28,464	3.8%
Disability	27,408	3.6%
Single parent	16,230	2.1%
Woman at risk	11,868	1.6%
Older person at risk	6,204	0.8%
Unaccompanied or separated child	2,384	0.3%

* An individual can have mre than one specific need

Individuals with Specific Needs	142,417	18.8%
---------------------------------	---------	-------

Year of Arrival

Pre 2011	10,287	1.9%
2011	21,122	4.0%
2012	148,048	28.0%
2013	245,649	46.4%
2014	58,787	11.1%
2015	13,808	2.6%
2016	24,235	4.6%
2017	2,876	0.5%
2018	2,312	0.4%
2019	1,672	0.3%
2020	726	0.1%
2021	17	0.0%

babies who are represented under the registration trend.

Registration Trend

Pre - 2011	1,425	0.1%
2011	2,361	0.2%
2012	130,833	9.6%
2013	666,865	49.0%
2014	121,259	8.9%
2015	41,021	3.0%
2016	53,614	3.9%
2017	28,679	2.1%
2018	27,529	2.0%
2019	22,288	1.6%
2020	13,281	1.0%
2021	9,101	0.7%

Registration Trend Quarterly

● Arrival ● Registered

