

## Total Arrivals from Ethiopia

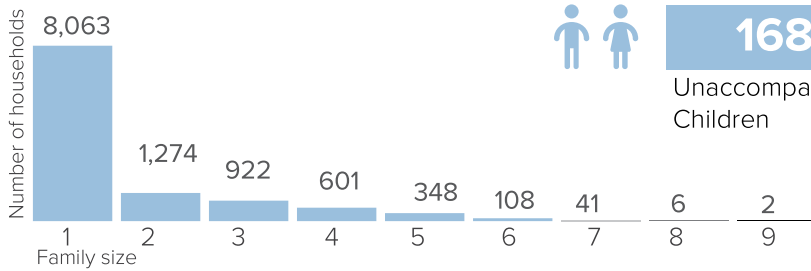

**18,522**

 Individuals Registered  
 Source: UNHCR, COR  
 As of 30 June 2021

**11,365**

Households

## Family Size



## Introduction:

In support of the Government of Sudan's response to the ongoing influx of refugees from Ethiopia's Tigray region to eastern Sudan, UNHCR, partners, and other UN agencies set up a new refugee camp in Um Rakuba-Gedaref State. First group of refugees were relocated to this site on at the end of 2020 and individual biometric registration is ongoing. The dashboard below presents the population profile for Um Rakuba camp.

## Persons with Specific Needs


**512**

Individuals


**168**

Unaccompanied/Separated Children

## Country of Origin

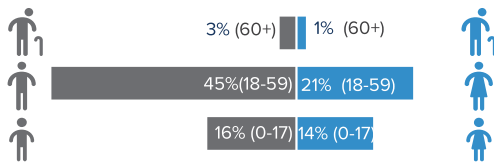

**18,474**

Ethiopians

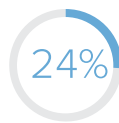

**48**

Eritreans

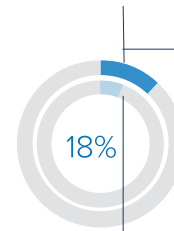
## Age-Gender Breakdown



## Reproductive-Age Women/Girls

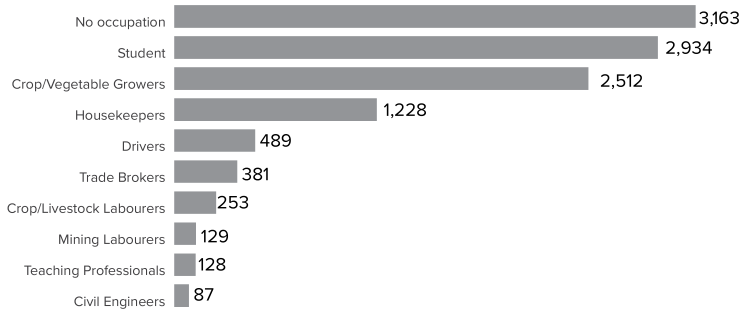

 24%  
 Females in reproductive-age (13-49 yrs)

## School-Age Children


 18%  
 12% Primary school age children (6-13 yrs)  
 6% Secondary school age children (14-17 yrs)

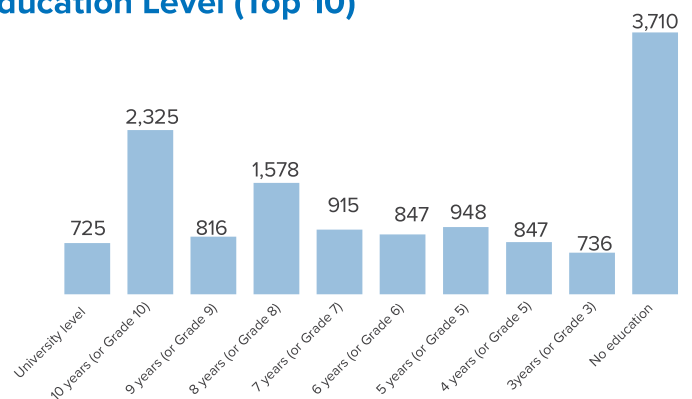
\*3,561 Individuals have unknown education Level

## Occupation (Top 10)



\*5,957 Individuals have unknown occupation

## Education Level (Top 10)



## Ethnicity (Top 4)



## Top 5 Regions of Origin



## Total Arrivals from Ethiopia

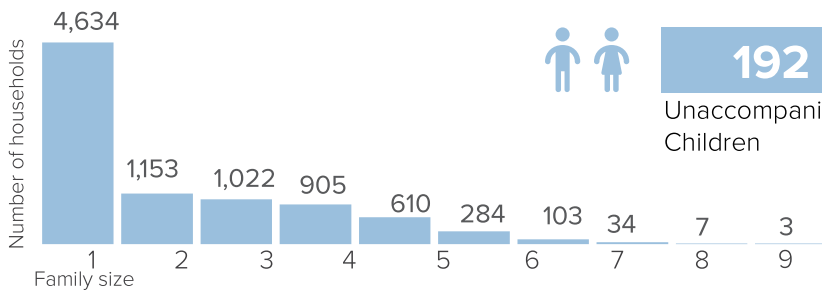

**19,466**

 Individuals Registered  
 Source: UNHCR, COR  
 As of 30 June 2021

**8,755**

Households

## Family Size



## Introduction:

In support of the Government of Sudan's response to the ongoing influx of refugees from Ethiopia's Tigray region to eastern Sudan, UNHCR, partners, and other UN agencies set up a new refugee settlement in Tunaydbah-Gedaref State. First group of refugees were relocated to this site on January 3, 2021 and individual biometric registration is ongoing. The dashboard below presents the population profile for Tunaydbah settlement.

## Persons with Specific Needs


**1,050**

Individuals


**192**

Unaccompanied/Separated Children

## Country of Origin

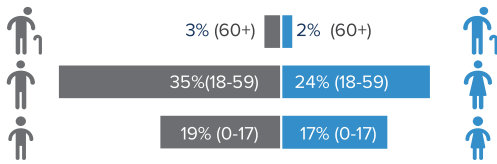

**19,427**

Ethiopians

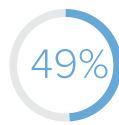

**39**

Eritreans

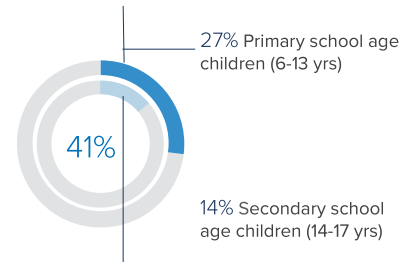
## Age-Gender Breakdown



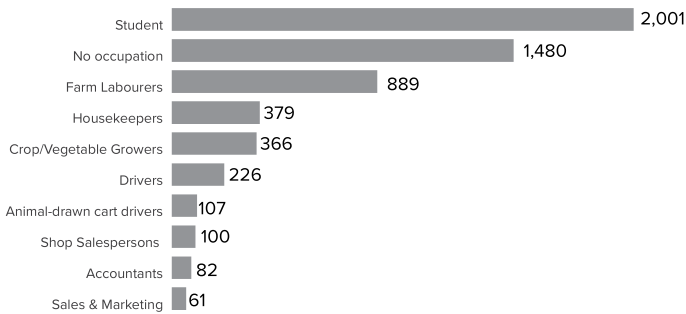
## Reproductive- Age Women/Girls


 49%  
 Females in reproductive-age (13-49 yrs)

## School-Age Children

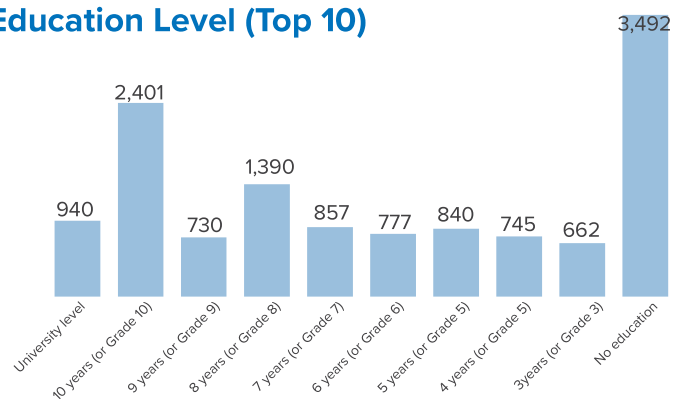


## Occupation (Top 10)



\*12,872 Individuals have unknown occupation

## Education Level (Top 10)



\*4,515 Individuals have unknown education level

## Ethnicity (Top 4)



## Top 5 Regions of Origin (Ethiopia)



\*1,054 Individuals with unknown CoO states