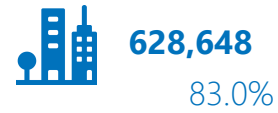


Active Registered Persons Of Concern


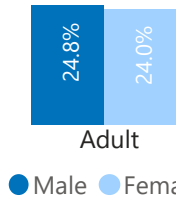
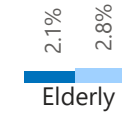
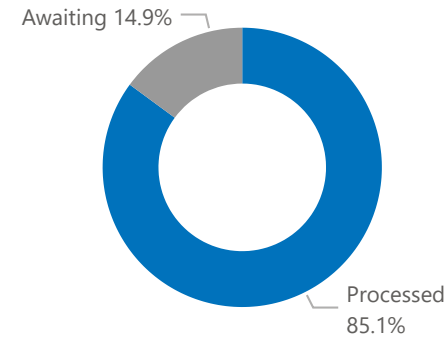
## 757,714



### Age and Gender

Gender	0-4	5-11	12-17	18-35	36-59	60+
Male	47,645	76,892	55,468	115,665	72,001	16,058
Female	45,552	72,551	52,618	108,224	73,995	21,045
<b>Total</b>	<b>93,197</b>	<b>149,443</b>	<b>108,086</b>	<b>223,889</b>	<b>145,996</b>	<b>37,103</b>
	12.3%	19.7%	14.3%	29.5%	19.3%	4.9%

### Biometric Statistics



### Origin Country

SOM	696	0.1%
other	1,449	0.2%
SUD	6,009	0.8%
YEM	13,393	1.8%
IRQ	66,670	8.8%
SYR	669,497	88.4%

### Specific Needs

Serious medical condition	87,214	11.5%
Specific legal and physical protection needs	37,212	4.9%
Disability	32,965	4.4%
Child at risk	30,837	4.1%
Single parent	17,675	2.3%
Woman at risk	14,432	1.9%
Older person at risk	7,335	1.0%
Unaccompanied or separated child	2,227	0.3%

### Year of Arrival

Pre 2011	25,529	4.2%
2011	23,969	3.9%
2012	151,351	24.8%
2013	252,015	41.2%
2014	76,339	12.5%
2015	24,746	4.1%
2016	33,860	5.5%
2017	10,371	1.7%
2018	9,826	1.6%
2019	1,919	0.3%
2020	1,037	0.2%
2021	23	0.0%

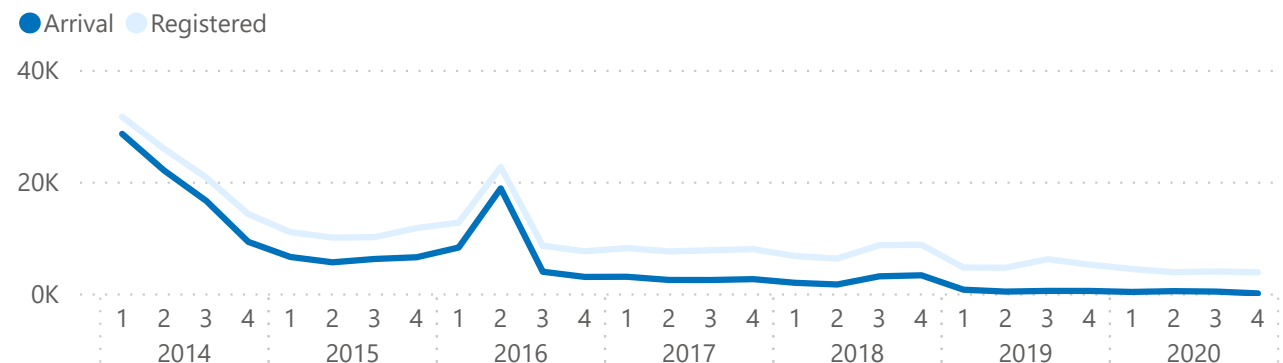
### Registration Trend

Pre - 2011	142,896	10.5%
2011	10,988	0.8%
2012	135,616	10.0%
2013	674,686	49.5%
2014	145,647	10.7%
2015	55,248	4.1%
2016	67,720	5.0%
2017	41,336	3.0%
2018	38,812	2.8%
2019	23,925	1.8%
2020	13,832	1.0%
2021	11,870	0.9%

\* An individual can have mre than one specific need

Individuals with Specific Needs	165,802	21.9%
---------------------------------	---------	-------

### Registration Trend Quarterly



babies who are represented under the registration trend.

