

Active Registered Persons Of Concern

21,028


 21,026
100.0%

 2
0.0%

 966
4.6%

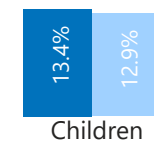
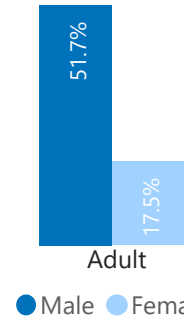
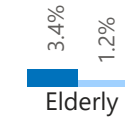
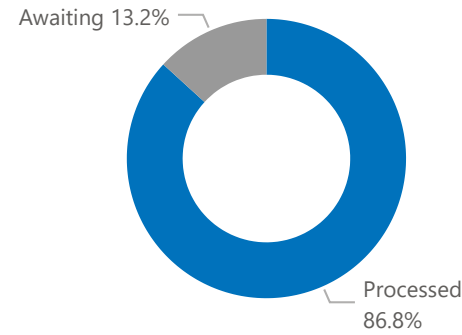
 14,531
69.1%

 5,531
26.3%

Age and Gender

Gender	0-4	5-11	12-17	18-35	36-59	60+
Female	1,048	984	676	2,280	1,390	254
Male	1,077	1,034	712	6,477	4,384	712
Total	2,125	2,018	1,388	8,757	5,774	966
	10.1%	9.6%	6.6%	41.6%	27.5%	4.6%

Biometric Statistics



● Male ● Female

Origin Country

SOM	696	3.3%
other	1,453	6.9%
SUD	6,013	28.6%
YEM	12,866	61.2%

Specific Needs

Serious medical condition	3,563	0.5%
Specific legal and physical protection needs	881	0.1%
Disability	707	0.1%
Woman at risk	560	0.1%
Child at risk	330	0.0%
Single parent	284	0.0%
Older person at risk	123	0.0%
Unaccompanied or separated child	39	0.0%
Individuals with Specific Needs	4,809	0.6%

* An individual can have mre than one specific need

Year of Arrival

Pre 2011	1,564	8.5%
2011	508	2.7%
2012	957	5.2%
2013	2,177	11.8%
2014	1,845	10.0%
2015	3,319	17.9%
2016	1,331	7.2%
2017	1,878	10.2%
2018	4,781	25.8%
2019	105	0.6%
2020	29	0.2%
2021	5	0.0%

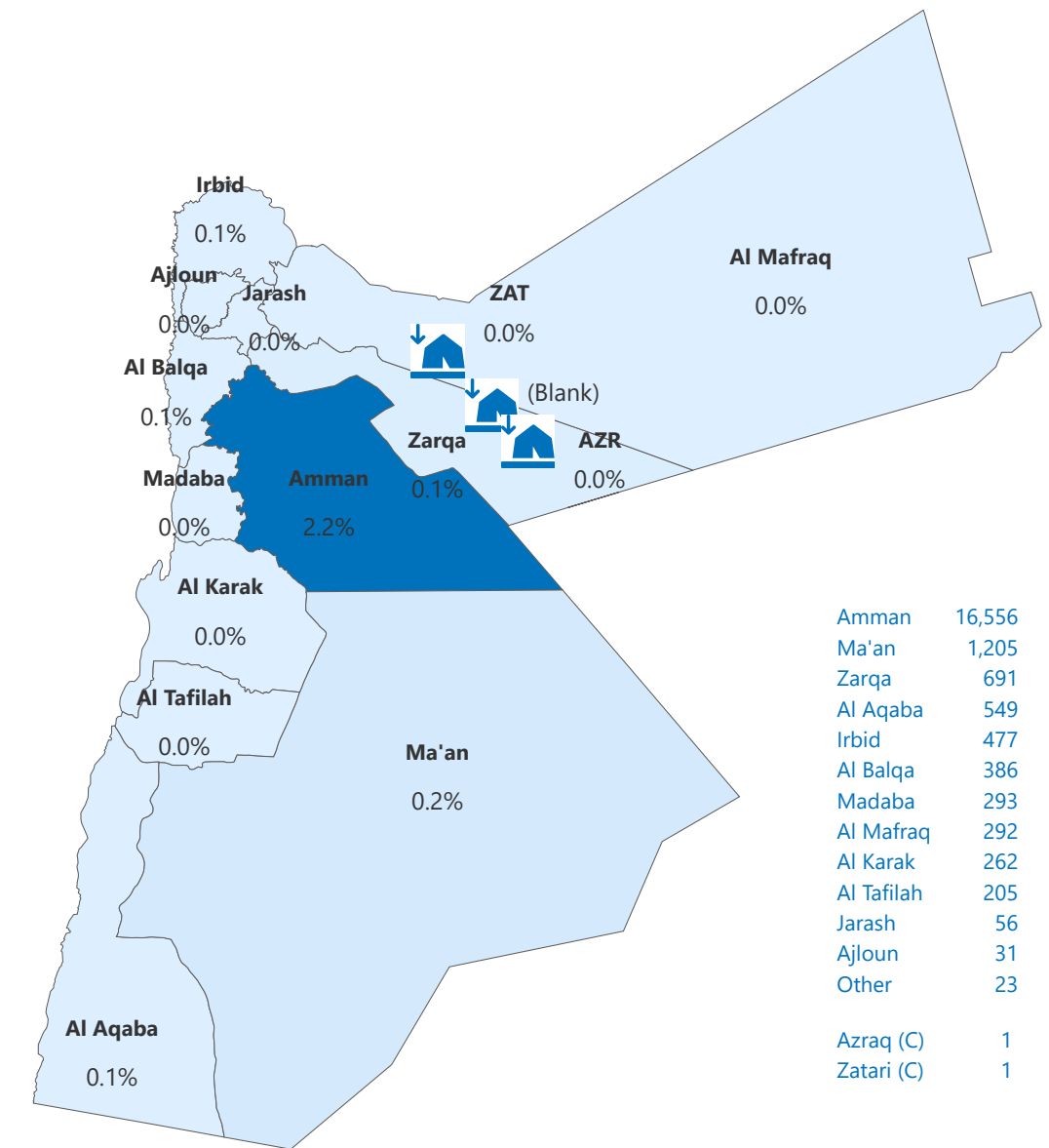
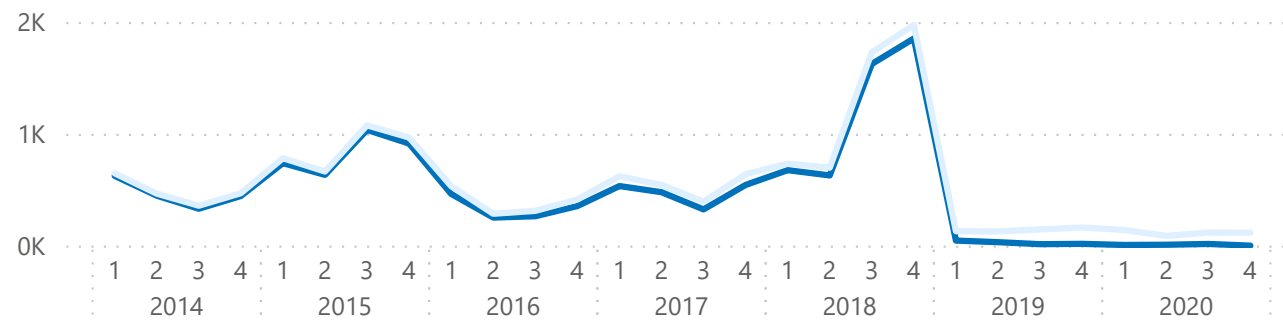
babies who are represented under the registration trend.

Registration Trend

Pre - 2011	8,235	0.6%
2011	857	0.1%
2012	696	0.1%
2013	2,433	0.2%
2014	2,853	0.2%
2015	4,357	0.3%
2016	3,543	0.3%
2017	5,587	0.4%
2018	8,067	0.6%
2019	1,206	0.1%
2020	426	0.0%
2021	537	0.0%

Registration Trend Quarterly

● Arrival ● Registered



Amman	16,556
Ma'an	1,205
Zarqa	691
Al Aqaba	549
Irbid	477
Al Balqa	386
Madaba	293
Al Mafraq	292
Al Karak	262
Al Tafilah	205
Jarash	56
Ajloun	31
Other	23
Azraq (C)	1
Zatari (C)	1